



Florida Department
of Education

2010-11 Education Appropriations



Funded by the Educational
Enhancement (Lottery) Trust Fund

February 2011

TABLE OF CONTENTS

| | Page |
|--|------|
| History and Policy: The Florida Lottery and Education..... | 1 |
| Educational Enhancement (Lottery) Trust Fund Appropriations by Fiscal Year | 8 |
| Educational Enhancement (Lottery) Trust Fund Appropriations, Operating and Capital Outlay | 9 |
| Appropriations from the Educational Enhancement (Lottery) Trust Fund | |
| 2009-10, 2010-11 | 11 |
| 2006-07, 2007-08, 2008-09 | 12 |
| 2003-04, 2004-05, 2005-06 | 13 |
| 1999-00, 2000-01, 2001-02, 2002-03 | 14 |
| 1995-96, 1996-97, 1997-98, 1998-99 | 15 |
| 1991-92, 1992-93, 1993-94, 1994-95 | 16 |
| 1989-90, 1990-91 | 17 |
| 1987-88, 1988-89 | 19 |
| 2010-11 Programs and Projects Funded from the Educational Enhancement (Lottery) Trust Fund | |
| Public School System | 20 |
| Community Colleges | 27 |
| State Universities | 28 |
| Student Financial Aid | 29 |
| Educational Enhancement (Lottery) Trust Fund and Total Operating Funds for Education..... | 33 |
| 2010-11 Educational Enhancement Trust Fund Allocations for Operations | 34 |
| 2010-11 FEFP Third Calculation | |
| District Discretionary Lottery Funds | 35 |
| School Recognition Program | 35 |
| Bright Futures Scholarship Program Student Disbursements by County and Year | 36 |
| K-12 Public School Capital Outlay Construction Bonds..... | 37 |
| Historical Analysis of the General Revenue Fund..... | 38 |
| Educational Enhancement Trust Fund Financial Outlook Statement | 39 |

This document may be found online at:
<http://www.fldoe.org/fefp/lottery.asp>

**HISTORY AND POLICY:
THE FLORIDA LOTTERY AND EDUCATION**

On November 4, 1986, a constitutional amendment was passed in a statewide election creating Article X, Section 15, of the Constitution of the State of Florida. Of the 3,208,295 voters who voted on the amendment, 2,039,437, or 63.57 percent, voted for the amendment while 1,168,858, or 36.43 percent, voted against it. Article X, Section 15, reads as follows:

SECTION 15. State operated lotteries.—

- (a) Lotteries may be operated by the state.
- (b) If any subsection or subsections of the amendment to the Florida Constitution are held unconstitutional for containing more than one subject, this amendment shall be limited to subsection (a) above.
- (c) This amendment shall be implemented as follows:
 - (1) Schedule--On the effective date of this amendment, the lotteries shall be known as the Florida Education Lotteries. Net proceeds derived from the lotteries shall be deposited to a state trust fund, to be designated The State Education Lotteries Trust Fund, to be appropriated by the Legislature. The schedule may be amended by general law.

History.--Proposed by Initiative Petition filed with the Secretary of State June 10, 1985; adopted 1986.

The 1987 Legislature enacted the Florida Public Education Lottery Act (Chapter 87-65, Laws of Florida), which implemented the constitutional amendment. Section 24.102(2), Florida Statutes (F.S.), represents the expression of intent by the Florida Legislature for the lottery.

24.102 Purpose and intent.--

- (1) The purpose of this act is to implement s. 15, Art. X of the State Constitution in a manner that enables the people of the state to benefit from significant additional moneys for education and also enables the people of the state to play the best lottery games available.
- (2) The intent of the Legislature is:
 - (a) That the net proceeds of lottery games conducted pursuant to this act be used to support improvements in public education and that such proceeds not be used as a substitute for existing resources for public education.
 - (b) That the lottery games be operated by a department of state government that functions as much as possible in the manner of an entrepreneurial business enterprise. The Legislature recognizes that the operation of a lottery is a unique activity for state government and that structures and procedures appropriate to the performance of other governmental functions are not necessarily appropriate to the operation of a state lottery.

- (c) That the lottery games be operated by a self-supporting, revenue-producing department.
- (d) That the department be accountable to the Legislature and the people of the state through a system of audits and reports and through compliance with financial disclosure, open meetings, and public records laws.

History.--s. 2, ch. 87-65; s. 5, ch. 91-45.

The Florida Public Education Lottery Act also created Section 24.121, F.S., which governs the allocation of revenues and expenditures of lottery funds. As amended by Chapter Law noted in the history, Section 24.121, F.S., now reads as follows:

24.121 Allocation of revenues and expenditure of funds for public education.--

- (1) Variable percentages of the gross revenue from the sale of online and instant lottery tickets shall be returned to the public in the form of prizes paid by the department or retailers as authorized by this act. The variable percentages of gross revenue from the sale of online and instant lottery tickets returned to the public in the form of prizes shall be established by the department in a manner designed to maximize the amount of funds deposited under subsection (2).
- (2) Each fiscal year, variable percentages of the gross revenue from the sale of online and instant lottery tickets as determined by the department consistent with subsection (1), and other earned revenue, excluding application processing fees, shall be deposited in the Educational Enhancement Trust Fund, which is hereby created in the State Treasury to be administered by the Department of Education. The Department of the Lottery shall transfer moneys to the Educational Enhancement Trust Fund at least once each quarter. Funds in the Educational Enhancement Trust Fund shall be used to the benefit of public education in accordance with the provisions of this act. Notwithstanding any other provision of law, lottery revenues transferred to the Educational Enhancement Trust Fund shall be reserved as needed and used to meet the requirements of the documents authorizing the bonds issued by the state pursuant to s. 1013.68, s. 1013.70, or s. 1013.737 or distributed to school districts for the Classrooms First Program as provided in s. 1013.68. Such lottery revenues are hereby pledged to the payment of debt service on bonds issued by the state pursuant to s. 1013.68, s. 1013.70, or s. 1013.737. Debt service payable on bonds issued by the state pursuant to s. 1013.68, s. 1013.70, or s. 1013.737 shall be payable from, and is secured by a first lien on, the first lottery revenues transferred to the Educational Enhancement Trust Fund in each fiscal year. Amounts distributable to school districts that request the issuance of bonds pursuant to s. 1013.68(3) are hereby pledged to such bonds pursuant to s. 11(d), Art. VII of the State Constitution.
- (3) The funds remaining in the Operating Trust Fund after transfers to the Educational Enhancement Trust Fund shall be used for the payment of administrative expenses of the department. These expenses shall include all costs incurred in the operation and administration of the lottery and all costs resulting from any contracts entered into for the purchase or lease of goods or services required by the lottery, including, but not limited to:
 - (a) The compensation paid to retailers;

- (b) The costs of supplies, materials, tickets, independent audit services, independent studies, data transmission, advertising, promotion, incentives, public relations, communications, security, bonding for retailers, printing, distribution of tickets, and reimbursing other governmental entities for services provided to the lottery; and
 - (c) The costs of any other goods and services necessary for effectuating the purposes of this act.
- (4) The unencumbered balance that remains in the Operating Trust Fund at the end of each fiscal year shall be transferred to the Educational Enhancement Trust Fund.
- (5) (a) Public educational programs and purposes funded by the Educational Enhancement Trust Fund may include, but are not limited to, endowment, scholarship, matching funds, direct grants, research and economic development related to education, salary enhancement, contracts with independent institutions to conduct programs consistent with the state master plan for postsecondary education, or any other educational program or purpose deemed desirable by the Legislature. Prior to the expenditure of these funds, each school district shall establish policies and procedures that define enhancement and the types of expenditures consistent with that definition.
- (b) Except as provided in paragraphs (c), (d), and (e), the Legislature shall equitably apportion moneys in the trust fund among public schools, community colleges, and universities.
 - (c) A portion of such net revenues, as determined annually by the Legislature, shall be distributed to each school district and shall be made available to each public school in the district for enhancing school performance through development and implementation of a school improvement plan pursuant to s. 1001.42(18). A portion of these moneys, as determined annually in the General Appropriations Act, must be allocated to each school in an equal amount for each student enrolled. These moneys may be expended only on programs or projects selected by the school advisory council or by a parent advisory committee created pursuant to this paragraph. If a school does not have a school advisory council, the district advisory council must appoint a parent advisory committee composed of parents of students enrolled in that school, which is representative of the ethnic, racial, and economic community served by the school, to advise the school's principal on the programs or projects to be funded. Neither school district staff nor principals may override the recommendations of the school advisory council or the parent advisory committee. These moneys may not be used for capital improvements or for any project or program that has a duration of more than 1 year; however, a school advisory council or parent advisory committee may independently determine that a program or project formerly funded under this paragraph should receive funds in a subsequent year.
 - (d) No funds shall be released for any purpose from the Educational Enhancement Trust Fund to any school district in which one or more schools do not have an approved school improvement plan pursuant to s. 1001.42(18) or do not comply with school advisory council membership composition requirements pursuant to s. 1001.452(1). The Commissioner of Education shall withhold disbursements from the trust fund to any school district that fails to adopt the performance-based salary schedule required by s. 1012.22(1).

- (e) All components of the Florida Bright Futures Scholarship Program shall be funded annually from the Educational Enhancement Trust Fund. Funds shall be allocated to this program prior to application of the formula for equitable distribution to public schools, community colleges, and state universities. If shortages require reductions in estimated distributions from the Educational Enhancement Trust Fund, funds for the Florida Bright Futures Scholarship Program shall be reduced only after reductions in all other distributions are made.
- (f) Each school district shall, on a quarterly basis, make available to the public and distribute, in an easy to understand format, the expenditures of lottery funds allocated to the school district.

History.--s. 21, ch. 87-65; s. 6, ch. 89-208; s. 14, ch. 91-79; s. 2, ch. 91-278; s. 6, ch. 91-283; s. 1, ch. 96-341; s. 10, ch. 97-77; s. 43, ch. 97-190; s. 1, ch. 97-279; s. 12, ch. 97-384; s. 1, ch. 98-271; s. 20, ch. 98-281; s. 26, ch. 99-398; s. 1, ch. 2002-227; s. 883, ch. 2002-387; s. 4, ch. 2003-1; s. 7, ch. 2003-391; s. 1, ch. 2003-406; s. 1, ch. 2004-271; s. 2, ch. 2005-84; s. 12, ch. 2006-79; s. 2, ch. 2008-108.

Taxes paid on slot machine revenues provide yet another source of proceeds for the Educational Enhancement Trust Fund. Section 551.106, F.S., establishes a tax rate on slot machine revenues of 50 percent. The statute requires that the slot machine revenue tax go to the Educational Enhancement Trust Fund.

551.106 License fee; tax rate; penalties.--

(1) LICENSE FEE.--

- (a) Upon submission of the initial application for a slot machine license and annually thereafter, on the anniversary date of the issuance of the initial license, the licensee must pay to the division a nonrefundable license fee of \$3 million for the succeeding 12 months of licensure. In the 2010-11 fiscal year, the licensee must pay the division a nonrefundable license fee of \$2.5 million for the succeeding 12 months of licensure. In the 2011-2012 fiscal year and for every fiscal year thereafter, the licensee must pay the division a nonrefundable license fee of \$2 million for the succeeding 12 months of licensure. The license fee shall be deposited into the Pari-mutuel Wagering Trust Fund of the Department of Business and Professional Regulation to be used by the division [Division of Pari-Mutuel Wagering] and the Department of Law Enforcement for investigations, regulation of slot machine gaming, and enforcement of slot machine gaming provisions under this chapter. These payments shall be accounted for separately from taxes or fees paid pursuant to the provisions of chapter 550.
- (b) Prior to January 1, 2007, the division shall evaluate the license fee and shall make recommendations to the President of the Senate and the Speaker of the House of Representatives regarding the optimum level of slot machine license fees in order to adequately support the slot machine regulatory program.

(2) TAX ON SLOT MACHINE REVENUES.--

- (a) The tax rate on slot machine revenues at each facility shall be 35 percent. If, during any state fiscal year, the aggregate amount of tax paid to the state by all

slot machine licensees in Broward and Miami-Dade Counties is less than the aggregate amount of tax paid to the state by all slot machine licensees in the 2008-2009 fiscal year, each slot machine licensee shall pay to the state within 45 days after the end of the state fiscal year a surcharge equal to its pro rata share of an amount equal to the difference between the aggregate amount of tax paid during the fiscal year. Each licensee's pro rata share shall be an amount determined by dividing the number 1 by the number of facilities licensed to operate slot machines during the applicable fiscal year, regardless of whether the facility is operating such machines.

- (b) The slot machine revenue tax imposed by this section shall be paid to the division for deposit into the Pari-mutuel Wagering Trust Fund for immediate transfer by the Chief Financial Officer for deposit into the Educational Enhancement Trust Fund of the Department of Education. Any interest earnings on the tax revenues shall also be transferred to the Educational Enhancement Trust Fund.
- (c)
 - 1. Funds transferred to the Educational Enhancement Trust Fund under paragraph (b) shall be used to supplement public education funding statewide.
 - 2. If necessary to comply with any covenant established pursuant to s. 1013.68(4), s. 1013.70(1), or s. 1013.737(3), funds transferred to the Educational Enhancement Trust Fund under paragraph (b) shall first be available to pay debt service on lottery bonds issued to fund school construction in the event lottery revenues are insufficient for such purpose or to satisfy debt service reserve requirements established in connection with lottery bonds. Moneys available pursuant to this subparagraph are subject to annual appropriation by the Legislature.
- (3) **PAYMENT AND DISPOSITION OF TAXES.**--Payment for the tax on slot machine revenues imposed by this section shall be paid to the division. The division shall deposit these sums with the Chief Financial Officer, to the credit of the Pari-mutuel Wagering Trust Fund. The slot machine licensee shall remit to the division payment for the tax on slot machine revenues. Such payments shall be remitted by 3 p.m. Wednesday of each week for taxes imposed and collected for the preceding week ending on Sunday. Beginning on July 1, 2012, the slot machine licensee shall remit to the division payment for the tax on slot machine revenues by 3 p.m. on the 5th day of each calendar month for taxes imposed and collected for the preceding calendar month. If the 5th day of the calendar month falls on a weekend, payments shall be remitted by 3 p.m. the first Monday following the weekend. The slot machine licensee shall file a report under oath by the 5th day of each calendar month for all taxes remitted during the preceding calendar month. Such payments shall be accompanied by a report under oath showing all slot machine gaming activities for the preceding calendar month and such other information as may be prescribed by the division.
- (4) **FAILURE TO PAY TAX; PENALTIES.**--A slot machine licensee who fails to make tax payments as required under this section is subject to an administrative penalty of up to \$10,000 for each day the tax payment is not remitted. All administrative penalties imposed and collected shall be deposited into the Pari-mutuel Wagering Trust Fund of the Department of Business and Professional Regulation. If any slot machine licensee fails to pay penalties imposed by order of the division under this

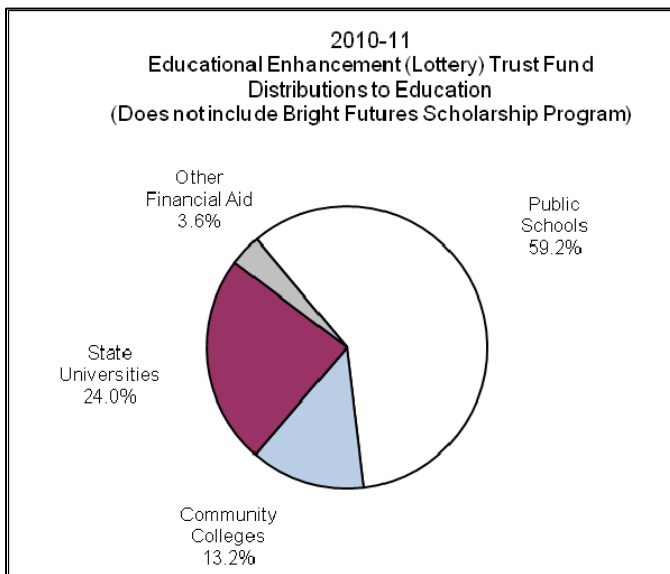
subsection, the division may suspend, revoke, or refuse to renew the license of the slot machine licensee.

- (5) **SUBMISSION OF FUNDS.**--The division may require slot machine licensees to remit taxes, fees, fines, and assessments by electronic funds transfer.

History.--s. 1, ch. 2005-362; s. 1, ch. 2006-27; s. 1, ch. 2007-59; s. 5, ch. 2007-252; s. 21, ch. 2009-170; ss. 4, 5, ch. 2010-29.

Section 1010.70, F.S., as amended by Section 3, Chapter 2005-84, Laws of Florida, provides that each fiscal year, variable percentages of the gross revenue from the sale of online and instant lottery tickets as determined by the department, and other earned revenue, excluding application processing fees, shall be deposited in the Educational Enhancement Trust Fund, which was created by the Florida Public Education Lottery Act. The remaining monies are to be used to pay the expenses of running the lottery. Section 24.121, F.S., requires that at the end of each fiscal year unencumbered funds in the Lottery Department's operating budget be transferred to the Educational Enhancement Trust Fund.

Another source of revenue for the Educational Enhancement Trust Fund is dealer collection allowances. Section 212.12(1)(c), F.S., states that sales and use tax dealers who are entitled to a collection allowance as compensation for keeping prescribed records, filing timely returns, conducting proper accounting, and remitting taxes on time may elect to donate their collection allowance to the Educational Enhancement Trust Fund.



Education's share of the lottery and slot machine proceeds is deposited into the Educational Enhancement Trust Fund. Each year the Legislature determines which programs will be funded from education's share of the lottery and slot machine proceeds and the amount of such funding. The 1991 Legislature began a policy of providing lump-sum funding to the school districts, community colleges, and state universities. The school districts, community colleges, and state universities were assigned responsibility for

defining how they planned to use the funds for educational enhancement.

With Chapter 97-77, Laws of Florida, the 1997 Legislature established the Florida Bright Futures Scholarship Program with the intention that all components of the program be funded from the Educational Enhancement Trust Fund (Section 1009.53, F.S.). Bright Futures appropriations are funded first and the remainder of the funds is distributed to the educational delivery systems. For 2010-11, approximately 44 percent will be distributed

to school districts, 10 percent to community colleges, 18 percent to the state universities, 26 percent to Bright Futures, and 2 percent to other student financial aid.

As part of the SMART Schools Act of 1997, the Legislature established a 20-year capital outlay funding program designed to provide approximately \$2 billion in lottery funds to school districts for the construction of permanent classrooms. Under this Act, the Classrooms First Program, the Effort Index, and Small County Assistance programs were created to alleviate overcrowding in Florida's public schools and eliminate the need for relocatable or portable classrooms. These programs were mainly funded through the issuance of bonds supported by lottery revenues.

Other programs supported by lottery revenues include the Classrooms for Kids and the District Effort Recognition Programs, which were established by the 2003 Legislature to provide funding for class size reduction projects so that school districts could comply with the constitutional provisions for reducing class sizes. Full compliance at the classroom level must be achieved for the 2010-2011 school year. To date, the Legislature has granted over \$1.9 billion in fixed capital outlay appropriations funded through the issuance of bonds supported by lottery revenues for this purpose.

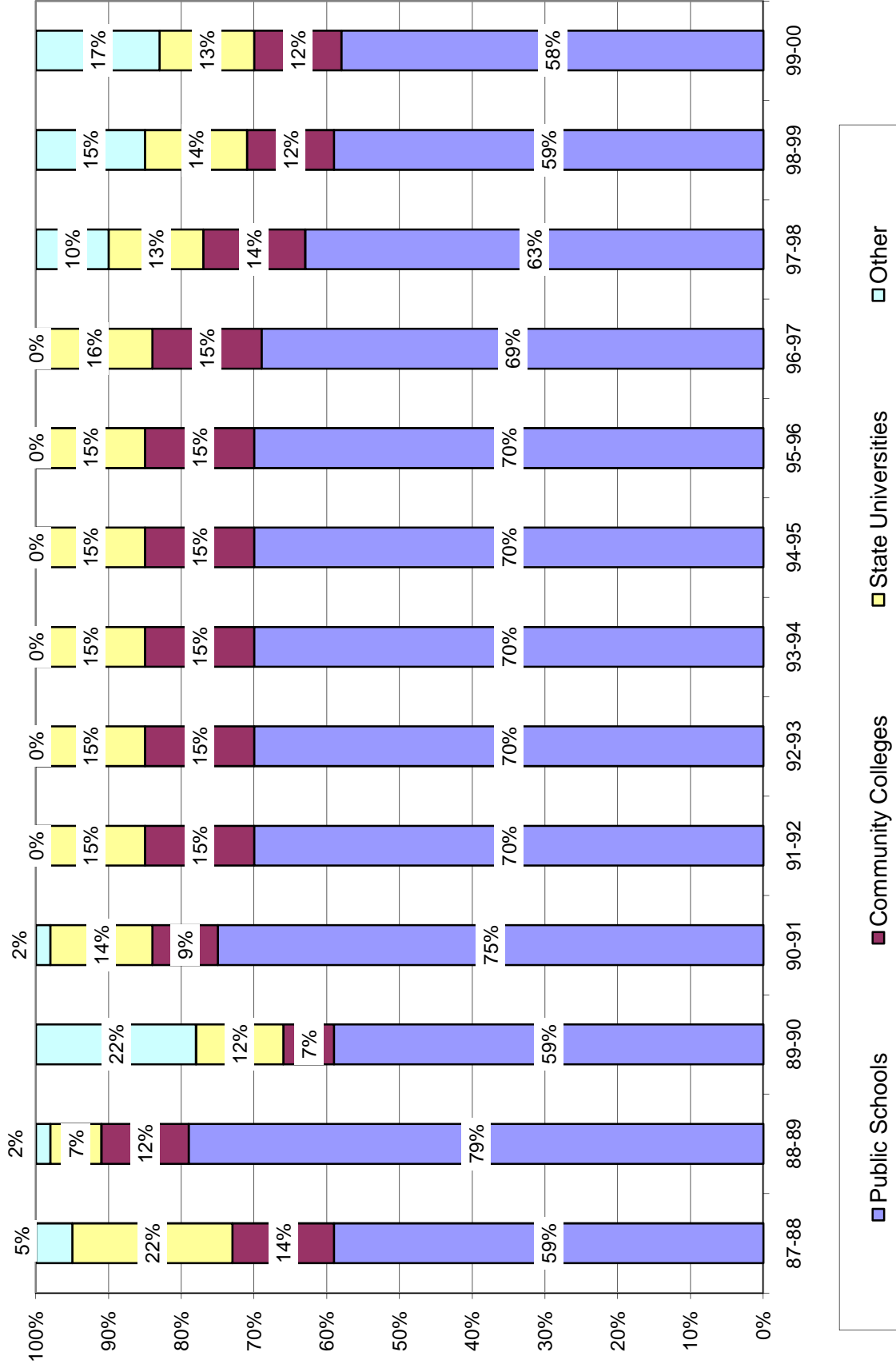
**EDUCATIONAL ENHANCEMENT (LOTTERY) TRUST FUND
Appropriations By Fiscal Year**

| Fiscal Year | Public Schools (1) | Community Colleges | State Universities | Other * | Total Appropriations |
|-------------|--------------------|--------------------|--------------------|-------------|----------------------|
| 1987-88 | 84,902,081 | 20,160,701 | 32,254,063 | 7,175,081 | 144,491,926 |
| 1988-89 | 258,596,804 | 38,091,575 | 24,807,400 | 6,169,402 | 327,665,181 |
| 1989-90 | 678,145,713 | 79,728,147 | 141,354,226 | 252,627,355 | 1,151,855,441 |
| 1990-91 | 748,942,205 | 88,711,838 | 142,008,682 | 22,521,915 | 1,002,184,640 |
| 1991-92 | 597,070,000 | 127,915,000 | 127,915,000 | 0 | 852,900,000 |
| 1992-93 | 584,000,000 | 125,200,000 | 125,200,000 | 0 | 834,400,000 |
| 1993-94 | 601,000,000 | 128,900,000 | 128,900,000 | 0 | 858,800,000 |
| 1994-95 | 664,200,000 | 142,300,000 | 142,300,000 | 0 | 948,800,000 |
| 1995-96 | 580,230,000 | 124,350,000 | 124,400,000 | 0 | 828,980,000 |
| 1996-97 | 570,290,000 | 126,210,000 | 132,210,000 | 0 | 828,710,000 |
| 1997-98 | 518,995,289 | 111,379,348 | 111,229,348 | 80,000,000 | 821,603,985 |
| 1998-99 | 476,290,000 | 102,055,000 | 113,832,965 | 120,000,000 | 812,177,965 |
| 1999-00 | 453,101,000 | 97,170,000 | 104,067,504 | 130,000,000 | 784,338,504 |
| 2000-01 | 554,300,000 | 102,200,000 | 102,198,463 | 162,500,000 | 921,198,463 |
| 2001-02 | 576,410,000 | 98,679,510 | 98,679,510 | 221,415,980 | 995,185,000 |
| 2002-03 | 514,471,506 | 101,346,245 | 110,028,746 | 243,653,494 | 969,499,991 |
| 2003-04 | 614,600,000 | 124,079,148 | 163,968,799 | 256,112,881 | 1,158,760,828 |
| 2004-05 | 650,039,045 | 98,900,000 | 129,771,266 | 301,451,153 | 1,180,161,464 |
| 2005-06 | 556,776,676 | 106,800,000 | 144,700,000 | 329,900,000 | 1,138,176,676 |
| 2006-07 | 599,095,913 | 175,008,007 | 297,171,620 | 367,790,000 | 1,439,065,540 |
| 2007-08 | 709,795,379 | 161,401,183 | 239,024,125 | 422,299,817 | 1,532,520,504 |
| 2008-09 | 659,166,312 | 124,770,300 | 219,373,906 | 474,142,852 | 1,477,453,370 |
| 2009-10 | 651,508,725 | 116,959,158 | 201,172,732 | 454,227,268 | 1,423,867,883 |
| 2010-11 | 569,542,395 | 126,959,158 | 230,671,087 | 373,442,455 | 1,300,615,095 |

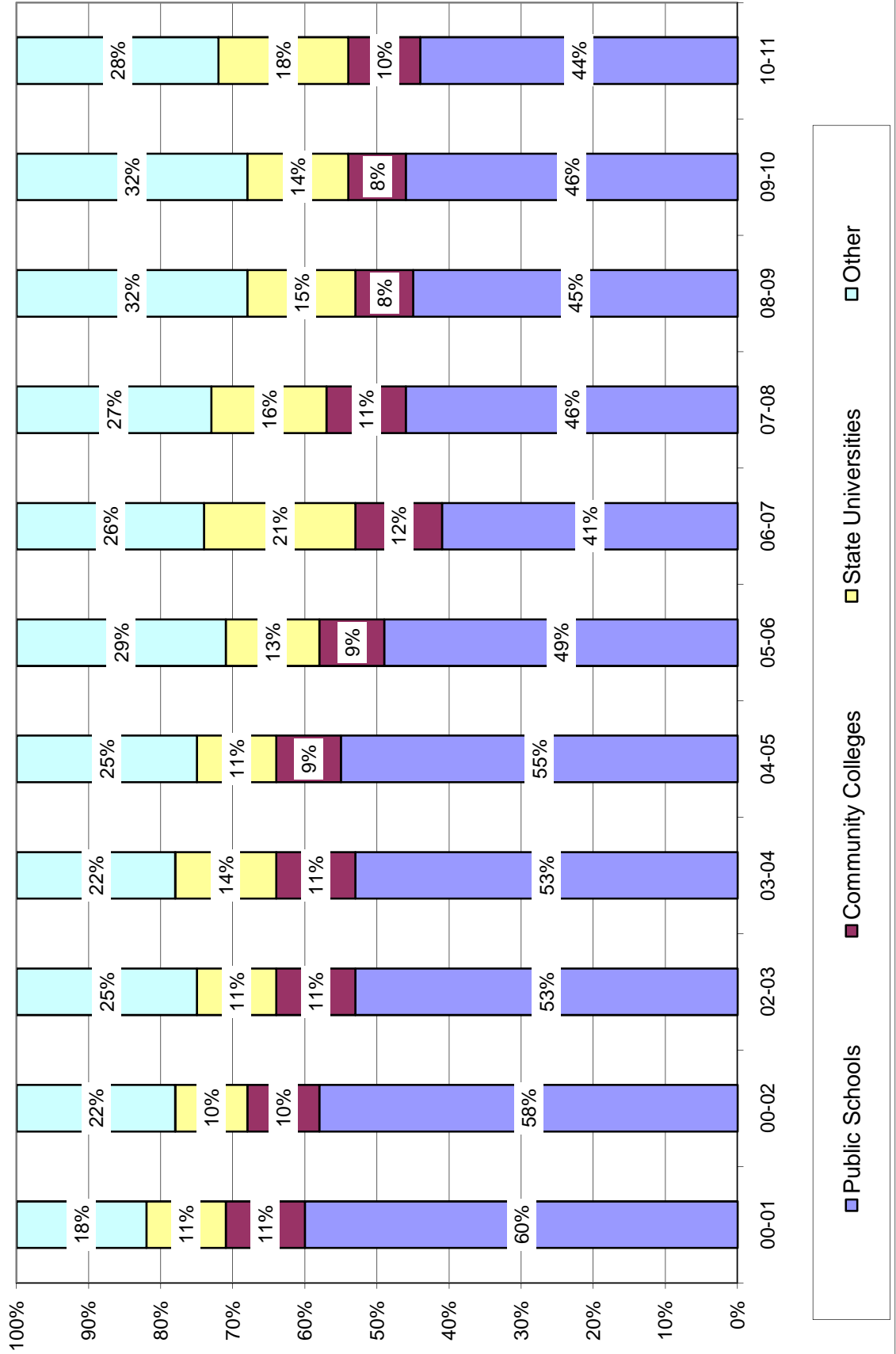
* For 2002-03 and 2004-05, "Other" category did not consist entirely of Student Financial Aid.

(1) Additional fixed capital outlay appropriations were received in the Lottery Capital Outlay Trust Fund for bonded projects to reduce class size. These appropriations are funded through the issuance of bonds supported by lottery revenues.

Educational Enhancement (Lottery) Trust Fund Appropriations Operating and Capital Outlay



Educational Enhancement (Lottery) Trust Fund Appropriations Operating and Capital Outlay



**EDUCATIONAL ENHANCEMENT (LOTTERY) TRUST FUND
2009-10 and 2010-11 Appropriations**

| | <u>2009-10</u> | <u>2010-11</u> |
|---|-----------------------------|-----------------------------|
| Public Schools | | |
| Class Size Reduction | 189,849,480 | 103,776,356 |
| Class Size Reduction Lottery Capital Outlay Program (Debt Service)(1) | 151,922,482 | 154,721,252 |
| Classrooms First Bond Program (Debt Service and Projects) | 166,957,717 | 164,766,967 |
| Florida Educational Finance Program | 9,036,490 | 9,036,490 |
| School District Discretionary Lottery Funds*/School Recognition | <u>129,914,030</u> | <u>129,914,030</u> |
| | 647,680,199 | 562,215,095 |
| | | |
| Workforce Education (non-FEFP) | <u>3,828,526</u> | <u>7,327,300</u> |
| | 3,828,526 | 7,327,300 |
| Community Colleges | | |
| Community College Lottery Funds* | <u>116,959,158</u> | <u>126,959,158</u> |
| | 116,959,158 | 126,959,158 |
| State Universities | | |
| Education and General Activities* | 173,816,968 | 203,274,204 |
| UF - Institute of Food and Agricultural Sciences | 12,533,877 | 12,533,877 |
| University of South Florida Medical Center | 8,436,061 | 8,461,475 |
| University of Florida Health Center | 5,796,416 | 5,796,416 |
| Florida State University Medical School | <u>589,410</u> | <u>605,115</u> |
| | 201,172,732 | 230,671,087 |
| Student Financial Aid | | |
| Florida's Bright Futures Scholarship Program | 418,878,452 | 338,367,564 |
| First Generation in College Matching Grant Program | 6,848,120 | 6,574,195 |
| Other State Student Financial Aid | <u>28,500,696</u> | <u>28,500,696</u> |
| | 454,227,268 | 373,442,455 |
| | | |
| Total Department | <u><u>1,423,867,883</u></u> | <u><u>1,300,615,095</u></u> |

* District School Boards, Community College Boards of Trustees, and the University Board of Trustees determine the expenditure of these funds to enhance education.

(1) Additional fixed capital outlay appropriations were received in the Lottery Capital Outlay Trust Fund for projects to reduce class size. These appropriations are funded through the issuance of bonds supported by lottery revenues. The debt service reflects payments on the bonds.

**EDUCATIONAL ENHANCEMENT (LOTTERY) TRUST FUND
2006-07, 2007-08, 2008-09 Appropriations**

| | <u>2006-07</u> | <u>2007-08</u> | <u>2008-09</u> |
|---|----------------------|----------------------|-----------------------|
| Public Schools | | | |
| Class Size Reduction | 75,718,007 | 144,185,962 ^ | 114,354,421 < |
| Class Size Reduction Lottery Capital Outlay Program (Debt Service)(1) | 100,310,506 | 119,710,506 ^ | 155,000,000 |
| Classrooms First Bond Program (Debt Service and Projects) | 167,885,407 | 166,892,742 | 166,934,217 |
| District Cost Differential (DCD) Transition Supplement | 0 | 15,000,000 | 0 |
| Excellent Teaching | 0 | 3,000,000 ^ | 3,000,000 < |
| School District Discretionary Lottery Funds* | 125,894,447 | 100,538,358 ^ | 65,474,309 < |
| School Recognition/Merit Schools | 129,287,546 | 157,587,811 | 147,235,894 |
| School Safety/Emergency Preparedness | <u>0</u> | <u>2,880,000 ^</u> | <u>0</u> |
| | 599,095,913 | 709,795,379 | 651,998,841 |
| | | | |
| Workforce Education (non-FEFP) | <u>0</u> | <u>0</u> | <u>7,167,471 <</u> |
| | 0 | 0 | 7,167,471 |
| Community Colleges | | | |
| Community College Lottery Funds* | 120,000,000 | 112,252,800 ^ | 124,770,300 < |
| Critical Jobs Initiative | 20,000,000 | 0 | 0 |
| Facilities Matching Program | 35,008,007 | 0 | 0 |
| Florida's Two Plus Two Public and Private Partnerships | 0 | 489,600 ^ | 0 |
| Program Challenge Grants | <u>0</u> | <u>48,658,783</u> | <u>0</u> |
| | 175,008,007 | 161,401,183 | 124,770,300 |
| State Universities | | | |
| Education and General Activities* | 157,843,843 | 149,410,324 ^ | 195,717,966 < |
| UF - Institute of Food and Agricultural Sciences | 9,320,592 | 8,371,768 ^ | 11,365,268 < |
| University of South Florida Medical Center | 2,698,719 | 2,590,770 ^ | 4,241,041 |
| University of Florida Health Center | 7,165,799 | 4,311,167 ^ | 7,026,684 |
| Florida State University Medical School | 3,132 | 3,132 | 1,022,947 |
| Facility Enhancement Challenge Grants | 55,971,620 | 0 | 0 |
| Program Challenge Grants | <u>64,167,915</u> | <u>74,336,964</u> | <u>0</u> |
| | 297,171,620 | 239,024,125 | 219,373,906 |
| Student Financial Aid | | | |
| Florida's Bright Futures Scholarship Program | 346,342,906 | 383,185,153 ^ | 435,275,538 < |
| First Generation in College Matching Grant Program | 0 | 8,245,000 ^ | 7,997,650 |
| Other State Student Financial Aid | <u>21,447,094</u> | <u>30,869,664</u> | <u>30,869,664</u> |
| | 367,790,000 | 422,299,817 | 474,142,852 |
| | | | |
| Total Department | <u>1,439,065,540</u> | <u>1,532,520,504</u> | <u>1,477,453,370</u> |

* District School Boards, Community College Boards of Trustees, and the University Board of Trustees determine the expenditure of these funds to enhance education.

^ NOTE: Changes in original appropriations were made in 2007-08 Special Session C and the Special Appropriations Act for Fiscal Year 2007-08. Please see Chapter 2007-326, L.O.F., and Chapter 2008-1, L.O.F.

< NOTE: Changes in original appropriations were made in 2008-09 Special Session A, some of which were vetoed by the Governor, the September 10, 2008 Legislative Budget Commission Meeting, and the June 17, 2009 Legislative Budget Commission Meeting. Please see Chapter 2009-1, L.O.F., and the Governor's January 27, 2009 veto.

(1) Additional fixed capital outlay appropriations were received in the Lottery Capital Outlay Trust Fund for projects to reduce class size. These appropriations are funded through the issuance of bonds supported by lottery revenues. The debt service reflects payments on the bonds.

**EDUCATIONAL ENHANCEMENT (LOTTERY) TRUST FUND
2003-04, 2004-05, 2005-06 Appropriations**

| | <u>2003-04</u> | <u>2004-05</u> | <u>2005-06</u> |
|---|-----------------------------|-----------------------------|-----------------------------|
| Public Schools | | | |
| Assistance to Low Performing Schools | 998,000 | 5,500,000 | 0 |
| Class Size Reduction | 80,000,007 | 97,904,975 | 75,718,007 |
| Class Size Reduction Lottery Capital Outlay Program (Debt Service)(1) | 56,000,000 | 43,902,077 | 43,902,077 |
| Classrooms First Bond Program (Debt Service and Projects) | 169,000,000 | 169,000,000 | 169,000,000 |
| Education Partnerships | 0 | 4,000,000 | 0 |
| Excellent Teaching | 475,000 | 0 | 0 |
| Florida Information Resource Network/Reading | 0 | 7,850,221 | 0 |
| Florida School for the Deaf and Blind | 130,000 | 0 | 0 |
| Instructional Technology | 0 | 1,000,000 | 0 |
| K-8 Virtual Education | 4,800,000 | 4,640,000 | 0 |
| Mentoring/Student Assistance Initiatives | 12,250,000 | 13,895,000 | 0 |
| Public School Technology | 2,250,000 | 0 | 0 |
| Reading Programs | 0 | 38,149,779 | 0 |
| School and Instructional Enhancements | 160,000 | 660,000 | 0 |
| School District Discretionary Lottery Funds* | 123,449,842 | 103,449,842 | 146,240,454 |
| School Recognition/Merit Schools | 140,000,000 | 160,000,000 | 117,209,388 |
| Supplemental Academic Instruction | 25,000,000 | 0 | 0 |
| Teacher Professional Development | 87,151 | 87,151 | 0 |
| | <u>614,600,000</u> | <u>650,039,045</u> | <u>552,069,926</u> |
| Workforce Education | | | |
| Critical Jobs Initiative | 0 | 0 | 4,706,750 |
| | <u>0</u> | <u>0</u> | <u>4,706,750</u> |
| Community Colleges | | | |
| Community College Lottery Funds* | 93,900,000 | 98,900,000 | 101,100,000 |
| Critical Jobs Initiative | 0 | 0 | 5,700,000 |
| Facilities Matching Program | 0 | 0 | 0 |
| Program Challenge Grants | 30,179,148 ** | 0 | 0 |
| | <u>124,079,148</u> | <u>98,900,000</u> | <u>106,800,000</u> |
| State Universities | | | |
| Education and General Activities* | 86,731,478 | 111,473,560 | 122,286,758 |
| UF - Institute of Food and Agricultural Sciences | 5,087,910 | 9,563,810 | 8,720,592 |
| University of South Florida Medical Center | 2,601,539 | 2,698,719 | 2,698,719 |
| University of Florida Health Center | 4,132,041 | 4,490,799 | 4,490,799 |
| Florida State University Medical School | 3,132 | 3,132 | 3,132 |
| Facility Enhancement Challenge Grants | 0 | 0 | 0 |
| Challenge Grants | 65,412,699 ** | 1,541,246 | 6,500,000 |
| | <u>163,968,799</u> | <u>129,771,266</u> | <u>144,700,000</u> |
| State Board of Education | | | |
| Assessment and Evaluation | 0 | 5,000,000 | 0 |
| Total | <u>0</u> | <u>5,000,000</u> | <u>0</u> |
| Student Financial Aid | | | |
| Florida's Bright Futures Scholarship Program | 235,688,631 | 275,989,784 *** | 311,772,580 |
| Other State Student Financial Aid | 20,424,250 | 20,461,369 | 18,127,420 |
| | <u>256,112,881</u> | <u>296,451,153</u> | <u>329,900,000</u> |
| Total Department | <u><u>1,158,760,828</u></u> | <u><u>1,180,161,464</u></u> | <u><u>1,138,176,676</u></u> |

* District School Boards, Community College Boards of Trustees, and the University Board of Trustees determine the expenditure of these funds to enhance education.

** Includes \$6,179,148 for Community Colleges and \$23,968,779 for Universities for Challenge Grants from House Bill 43E.

*** In 2004-05, a \$7,883,680 budget amendment to Bright Futures was approved.

(1) Additional fixed capital outlay appropriations were received in the Lottery Capital Outlay Trust Fund for bonded projects to reduce class size. These appropriations are funded through the issuance of bonds supported by lottery revenues. The debt service reflects payments on the bonds.

EDUCATIONAL ENHANCEMENT (LOTTERY) TRUST FUND
1999-00, 2000-01, 2001-02, 2002-03 Appropriations

| | 1999-00 | 2000-01 | 2001-02 | 2002-03 |
|---|--------------------|--------------------|--------------------|--------------------|
| Public Schools | | | | |
| School District Discretionary Lottery Funds * | 151,176,000 | 190,125,000 | 195,250,000 | 184,155,000 |
| School Recognition/Merit Schools ** | 15,000,000 | 60,000,000 | 113,500,000 | 122,770,000 |
| Classrooms First Bond Program (Debt Service and Projects) | 180,000,000 | 180,000,000 | 180,000,000 | 180,000,000 |
| Assistance to Low Performing Schools | 0 | 17,250,000 | 3,776,000 *** | 0 |
| Pre-School Coalition Incentive Funds | 2,085,000 | 2,085,000 | 0 | 0 |
| School Readiness Partnership | 1,075,000 | 1,075,000 | 0 | 0 |
| Pre-School Projects | 103,765,000 | 103,765,000 | 0 | 0 |
| Public School Technology | 0 | 0 | 62,400,000 | 0 |
| Reading Programs | 0 | 0 | 0 *** | 0 |
| Mentoring/Student Assistance Initiatives | 0 | 0 | 12,390,000 *** | 12,300,000 + |
| Communities in Schools | 0 | 0 | 1,000,000 | 0 |
| Teacher Professional Development | 0 | 0 | 0 *** | 0 |
| School and Instructional Enhancements | 0 | 0 | 489,790 *** | 0 |
| Teacher Training | 0 | 0 | 7,354,210 | 0 |
| Excellent Teaching | 0 | 0 | 0 | 10,246,506 |
| Extended School Year | 0 | 0 | 0 | 5,000,000 |
| Exceptional Education | 0 | 0 | 0 *** | 0 |
| Teacher Recruitment Campaign | 0 | 0 | 250,000 | 0 |
| Total | 453,101,000 | 554,300,000 | 576,410,000 | 514,471,506 |
| Community Colleges | | | | |
| Community College Lottery Funds * | 95,170,000 | 102,200,000 | 94,687,500 | 92,900,000 |
| Performance Based Incentive Programs | 2,000,000 | 0 | 0 | 0 |
| Information Technology Enhancement Grants | 0 | 0 | 1,992,010 | 8,446,245 |
| Library Automation | 0 | 0 | 2,000,000 | 0 |
| Total | 97,170,000 | 102,200,000 | 98,679,510 | 101,346,245 |
| State Universities | | | | |
| Education and General Activities * | 75,809,222 | 89,509,540 | 81,849,166 | 84,762,878 |
| UF-Institute of Food and Agricultural Sciences | 9,047,048 | 5,322,263 | 5,445,038 | 5,087,910 |
| University of South Florida Medical Center | 4,224,159 | 2,898,477 | 2,822,040 | 2,601,539 |
| University of Florida Health Center | 8,089,571 | 4,468,183 | 4,571,256 | 4,132,041 |
| Florida State University Medical School | 0 | 0 | 0 | 3,132 |
| I-4 Corridor/High Technology Research | 0 | 0 | 0 | 5,000,000 |
| Board of Governors - Challenge Grants | 6,897,504 | 0 | 3,992,010 | 8,441,246 |
| Total | 104,067,504 | 102,198,463 | 98,679,510 | 110,028,746 |
| State Board of Education | | | | |
| Bright Futures Testing Program | 0 | 0 | 0 | 7,905,600 |
| Total | 0 | 0 | 0 | 7,905,600 |
| Student Financial Aid | | | | |
| Florida's Bright Futures Scholarship Program | 130,000,000 | 143,100,000 | 202,000,000 | 218,970,000 |
| Other State Student Financial Aid | 0 | 19,400,000 | 19,415,980 | 16,777,894 |
| Total | 130,000,000 | 162,500,000 | 221,415,980 | 235,747,894 |
| Total Department | 784,338,504 | 921,198,463 | 995,185,000 | 969,499,991 |

* District School Boards, Community College Boards of Trustees, and the University Board of Trustees determine the expenditure of these funds to enhance education.

** In 1999-00, an additional \$15 million budget amendment was approved.

In 2000-01, an additional \$24 million budget amendment was approved.

*** Assistance to Low Performing Schools, vetoed \$3,280,000; Reading Programs, vetoed \$1,731,428; Mentoring/Student Assistance Initiatives, vetoed \$1,425,000; Teacher Professional Development, vetoed \$1,250,000; School and Instructional Enhancements, vetoed \$6,843,572; Exceptional Education, vetoed \$600,000. The net decrease to the original appropriation was \$15,130,000, for an adjusted appropriation total of \$930,870,000.

NOTE: 2001-02 Special Session C added an additional \$25,000,000 to the School District Discretionary Lottery Fund; added \$34,325,000 to Public School Technology; reduced Assistance to Low Performing Schools by \$944,000; reduced Mentoring/Student Assistance Initiatives by \$710,000; added \$7,354,210 for Teacher Training; reduced School and Instructional Enhancements by \$460,210; and reduced Teacher Recruitment Campaign by \$250,000. The net increase to the adjusted appropriation was \$64,315,000, for a total of \$995,185,000.

+ Mentoring/Student Assistance Initiatives, vetoed \$300,000.

EDUCATIONAL ENHANCEMENT (LOTTERY) TRUST FUND
1995-96, 1996-97, 1997-98, 1998-99 Appropriations
1997-98 Revised Pursuant to House Bill 17-A

| | <u>1995-96</u> | <u>1996-97</u> | <u>1997-98</u> | <u>1998-99</u> |
|---|---------------------------|---------------------------|---------------------------|---------------------------|
| Public Schools | | | | |
| School District Discretionary Lottery Funds * | 476,062,645 | 463,290,000 | 232,070,289 | 183,975,000 |
| School Recognition/Merit Schools | 0 | 0 | 0 | 5,390,000 |
| Classrooms First Bond Program (Debt Service and Projects) | 0 | 0 | 180,000,000 | 180,000,000 |
| Coalition Incentive Funds | 0 | 0 | 0 | 3,000,000 |
| Technology Matching Grants | 0 | 0 | ** | 0 |
| Pre-School Projects | <u>104,167,355</u> | <u>107,000,000</u> | <u>106,925,000</u> | <u>103,925,000</u> |
| Total | 580,230,000 | 570,290,000 | 518,995,289 | 476,290,000 |
| Community Colleges | | | | |
| Community College Lottery Funds * | 116,550,000 | 120,660,000 | 109,229,348 | 98,900,000 |
| Community College Endowment | 2,750,000 | 2,750,000 | 0 | 0 |
| Nursing Education Challenge Grant Fund | 800,000 | 800,000 | 0 | 0 |
| Incentive Grants - Expanded Program | 2,250,000 | 0 | 0 | 0 |
| Endowment Matching Fund | 0 | 0 | 0 | 1,155,000 |
| Performance Based Incentive Program | 2,000,000 | 2,000,000 | 2,000,000 | 2,000,000 |
| Transfer to FIRN | 0 | 0 | 150,000 | 0 |
| Total | 124,350,000 | 126,210,000 | 111,379,348 | 102,055,000 |
| State Universities | | | | |
| State University System Lottery Funds * | 122,150,000 | 127,210,000 | 0 | 0 |
| Education and General Activities * | 0 | 0 | 88,167,837 | 78,065,877 |
| UF-Institute of Food and Agriculture Sciences | 0 | 0 | 9,718,244 | 9,628,107 |
| University of South Florida Medical Center | 0 | 0 | 4,578,866 | 4,531,456 |
| University of Florida Health Center | 0 | 0 | 8,764,401 | 8,674,560 |
| Challenge Grants | <u>2,250,000</u> | <u>5,000,000</u> | <u>0</u> | <u>12,932,965</u> |
| Total | 124,400,000 | 132,210,000 | 111,229,348 | 113,832,965 |
| Student Financial Aid | | | | |
| Florida's Bright Futures Scholarship Program | 0 | 0 | 75,000,000 | 120,000,000 |
| Prepaid Tuition Scholarships | 0 | 0 | 2,000,000 | 0 |
| Minority Teacher Scholarship Program | <u>0</u> | <u>0</u> | <u>3,000,000</u> | <u>0</u> |
| Total | 0 | 0 | 80,000,000 | 120,000,000 |
| Total Department | <u>828,980,000</u> | <u>828,710,000</u> | <u>821,603,985</u> | <u>812,177,965</u> |

* District School Boards, Community College Boards of Trustees, and the University Board of Trustees determine the expenditure of these funds to enhance education.

** \$5,000,000 Vetoed

Notes:

Due to a revenue shortfall in 1995-96, appropriations were reduced as follows: Public Schools, \$3,080,000; Community Colleges, \$660,000; and State Universities, \$660,000.

Due to a revenue shortfall in 1996-97, appropriations were reduced as follows: Public Schools, \$10,010,000; Community Colleges, \$2,145,000; and State Universities, \$2,145,000.

EDUCATIONAL ENHANCEMENT (LOTTERY) TRUST FUND

1991-92, 1992-93, 1993-94, 1994-95 Appropriations

| | <u>1991-92</u> | <u>1992-93</u> | <u>1993-94</u> | <u>1994-95</u> |
|---|--------------------|--------------------|--------------------|--------------------|
| Public Schools | | | | |
| School District Discretionary Lottery Funds * | 505,639,799 | 505,427,645 | 483,527,645 | 502,032,645 |
| Instructional Strategies Enhancement | 8,857,846 | 0 | 0 | 0 |
| High Performance Incentive Program | 4,000,000 | 0 | 0 | 0 |
| Performance Based Incentive Program | 0 | 0 | 0 | 2,000,000 |
| Public School Technology | 0 | 0 | 38,900,000 | 56,000,000 |
| Pre-School Projects | <u>78,572,355</u> | <u>78,572,355</u> | <u>78,572,355</u> | <u>104,167,355</u> |
| Total | 597,070,000 | 584,000,000 | 601,000,000 | 664,200,000 |
| Community Colleges | | | | |
| Community College Lottery Funds * | 124,365,000 | 121,650,000 | 123,851,436 | 125,782,430 |
| Library Resources | 0 | 0 | 0 | 5,429,471 |
| Auxiliary Learning Aids | 0 | 0 | 0 | 998,700 |
| Endowment Matching Fund | 2,750,000 | 2,750,000 | 2,750,000 | 5,500,000 |
| Library Automation | 0 | 0 | 1,498,564 | 989,399 |
| Performance Based Incentive Program | 0 | 0 | 0 | 2,000,000 |
| Nursing Education Challenge Grant Fund | <u>800,000</u> | <u>800,000</u> | <u>800,000</u> | <u>1,600,000</u> |
| Total | 127,915,000 | 125,200,000 | 128,900,000 | 142,300,000 |
| State Universities | | | | |
| State University System Lottery Funds * | 124,515,000 | 113,641,421 | 104,541,421 | 128,230,000 |
| Library Resources | 0 | 3,258,579 | 3,258,579 | 4,565,000 |
| Transfer to Major Gifts Trust Fund | 0 | 0 | 2,200,000 | 3,564,920 |
| Transfer to Eminent Scholars Trust Fund | 0 | 0 | 2,200,000 | 3,564,920 |
| Student Financial Aid | 0 | 8,300,000 | 8,300,000 | 0 |
| Facility Enhancement Challenge Grant | <u>3,400,000</u> | <u>0</u> | <u>8,400,000</u> | <u>2,375,160</u> |
| Total | 127,915,000 | 125,200,000 | 128,900,000 | 142,300,000 |
| Total Department | <u>852,900,000</u> | <u>834,400,000</u> | <u>858,800,000</u> | <u>948,800,000</u> |

* District School Boards, Community College Boards of Trustees, and the University Board of Trustees determine the expenditure of these funds to enhance education.

Note: Due to a revenue shortfall for 1994-95, appropriations were reduced as follows: Public Schools, \$15,890,000; Community Colleges, \$3,405,000; and State Universities, \$3,405,000.

EDUCATIONAL ENHANCEMENT (LOTTERY) TRUST FUND
1989-90, 1990-91 Appropriations

| | 1989-90 | 1990-91 |
|---|--------------------|--------------------|
| Public Schools | | |
| Florida Education Finance Program | 456,234,934 | 534,569,316 |
| Transportation | 18,000,000 | 14,795,770 |
| School Bus Replacement | 20,000,000 | 15,500,000 |
| Instructional Materials | 10,000,000 | 22,622,442 |
| Compensatory Education | 639,822 | 2,601,879 |
| Diagnostic and Learning Resource Centers | 33,262 | 134,100 |
| Community Schools | 1,300,000 | 1,300,000 |
| Student Development Services | 621,562 | 672,831 |
| School Volunteer Program | 100,000 | 102,070 |
| PREP (K-3 Improvement) | 13,069,151 | 15,230,461 |
| Writing Skills | 590,562 | 603,446 |
| Summer Inservice Institutes | 11,250,000 | 812,500 |
| Safe Schools/School Resource Officers | 362,237 | 4,630,825 |
| Regional Centers of Excellence | 425,000 | 555,699 |
| School Principals Inservice Training | 394,060 | 0 |
| Teachers As Advisors | 646,132 | 678,439 |
| Dropout Prevention | 8,194,153 | 4,596,756 |
| Middle Childhood (PRIME) | 31,327,205 | 33,755,539 |
| Merit Schools | 10,000,000 | 0 |
| In-School Child Care | 1,500,000 | 1,389,248 |
| Elementary School Foreign Language | 2,754,396 | 2,684,336 |
| Pre-School Projects | 49,187,748 | 47,268,878 |
| Math/Science/Computer Plan | 350,000 | 300,000 |
| Instructional Technology | 11,000,000 | 21,480,020 |
| Middle School Advisement | 1,976,000 | 2,846,800 |
| Literacy Centers | 300,000 | 300,000 |
| Curriculum Development and Renewal | 335,000 | 0 |
| Education Improvement Grants | 225,000 | 100,000 |
| Education/Business Cooperation | 1,280,000 | 1,860,000 |
| Restructuring Learning | 750,000 | 1,000,000 |
| Model Schools Consortium | 2,000,000 | 0 |
| International Science Fair | 100,000 | 0 |
| Governor's Summer Colleges Program | 250,000 | 231,541 |
| Interagency Student Services/Cities in Schools | 500,000 | 0 |
| High Performance Incentive Program | 10,000,000 | 2,924,732 |
| Panhandle Area Ed Coop | 250,000 | 0 |
| School Board Training | 125,000 | 0 |
| Summer Science Teacher Training | 500,000 | 0 |
| Math & Science Stipends | 750,000 | 500,000 |
| Library Media Materials | 10,785,614 | 10,452,341 |
| Teacher of the Year | 29,250 | 0 |
| School Related Person of the Year | 9,625 | 0 |
| Blueprint for Career Preparation | 0 | 2,329,736 |
| Pre-Teachers and Teacher Education Pilot Projects | 0 | 112,500 |
| Total | <u>678,145,713</u> | <u>748,942,205</u> |
| Community Colleges | | |
| Community College Program Fund | 47,369,298 | 63,833,981 |
| Endowment Matching Fund | 2,750,000 | 2,750,000 |
| General Office | 30,000 | 160,000 |
| Instructional Equipment | 4,841,689 | 4,841,689 |
| Sunshine State Skills Program | 3,931,202 | 1,506,881 |
| Community College M.I.S. | 40,000 | 0 |
| Library Automation | 3,000,000 | 3,000,000 |
| Literacy Centers | 400,000 | 500,000 |
| Deferred Maintenance | 2,500,000 | 2,500,000 |
| Quality Improvements | 3,000,000 | 2,000,000 * |
| Learning Resource Centers Materials | 6,000,000 | 6,000,000 |
| Program Reviews | 4,515,958 | 475,000 |
| Technology Transfer Centers | 650,000 | 0 |
| Nursing Education Challenge Grant Fund | 500,000 | 800,000 |
| Small and Minority Business Entrepreneurial Center | 100,000 | 0 |
| Miami Book Fair International | 100,000 | 100,000 |
| Microcomputer Education for the Disabled | 0 | 50,000 |
| Appleton Museum - Central Florida Community College | 0 | 194,287 |
| Total | <u>79,728,147</u> | <u>88,711,838</u> |
| State Universities | | |
| Education and General Activities | 86,581,022 | 112,540,656 |
| UF - Institute of Food and Agricultural Sciences | 3,726,443 | 3,250,572 |
| UF - Health Center | 5,505,659 | 3,487,178 |
| USF - Medical Center | 1,186,034 | 1,725,358 |
| General Office | 35,349,551 | 18,432,637 |
| Salary Increases | 6,433,236 | 0 |
| Teacher Education Centers | 2,572,281 | 2,572,281 |
| Total | <u>141,354,226</u> | <u>142,008,682</u> |

* College Level Academic Skills Test (CLAST)

(continued)

**EDUCATIONAL ENHANCEMENT (LOTTERY) TRUST FUND
1989-90, 1990-91 Appropriations (continued)**

| | 1989-90 | 1990-91 |
|---|---------------|---------------|
| Other Postsecondary Programs | | |
| Postsecondary Education Planning Commission | 317,155 | 0 |
| Scholarships and Grants | 4,986,200 | 8,448,056 |
| Auxiliary Learning Aids/PS Handicapped | 100,000 | 1,328,978 |
| College Reach Out Program | 794,250 | 1,200,000 |
| Technological Research & Development Authority | 615,800 | 0 |
| Gold Seal Diploma Scholar | 100,000 | 0 |
| FSU Professor Exchange | 40,000 | 0 |
| Edward Waters Upgrade | 0 | 250,000 |
| Bethune-Cookman Challenger | 0 | 338,411 |
| Bethune-Cookman College of Education | 0 | 338,411 |
| University of Miami Medical School Minority Affairs | 0 | 143,378 |
| Historically Black Colleges/Universities Library Fund | 0 | 193,378 |
| University of Miami Comprehensive Drug Prevention | 0 | 100,000 |
| Edward Waters - Building Restoration Match | 0 | 500,000 |
| Total | 6,953,405 | 12,840,612 |
| Other Programs and Services | | |
| Florida School for the Deaf and the Blind | 13,450 | 25,297 |
| Other State Services | 18,430,859 | 0 |
| Industry Services | 405,702 | 405,702 |
| Vocational Business Exchange Program | 150,000 | 150,000 |
| New World School of the Arts | 289,603 | 179,603 |
| International Education Linkages | 500,000 | 550,000 |
| Hemispheric Policy Study Center | 100,000 | 0 |
| Centers of Agriculture Enhancement | 275,420 | 62,067 |
| Centers of Automotive Enhancement | 60,000 | 600,000 |
| Basic Skills-Vocational Students | 662,000 | 0 |
| Volunteer Literacy Corps | 20,000 | 0 |
| Computer Integrated Manufacturing | 300,000 | 150,000 |
| Endowment for Cuban-American Studies | 1,000,000 | 0 |
| Education Leadership Fund | 7,163 | 0 |
| Public Broadcasting | 4,386,057 | 999,634 |
| Education Outreach/International Volunteer Program | 83,718 | 0 |
| Florida Endowment for the Humanities | 100,000 | 0 |
| Florida Information Resource Network | 4,048,569 | 0 |
| Government Close Up Program | 27,500 | 0 |
| Management Training Act | 1,700,000 | 0 |
| Education Management Improvement | 250,000 | 0 |
| Health Occupations Education Enhancement | 0 | 289,000 |
| Humanities Outreach - Tampa | 0 | 250,000 |
| Total | 32,810,041 | 3,661,303 |
| Fixed Capital Outlay | | |
| Transfer to PECO Trust Fund | 49,945,359 | 0 |
| Transfer to State Infrastructure Trust Fund | 150,000,000 | 0 |
| UF/Biotechnology Center (Planning) | 600,000 | 0 |
| UF/Biotechnology Matching Funds | 0 | 1,550,000 |
| FAU/Davie Campus (s,p,c,e) | 2,000,000 | 0 |
| FIU/Holocaust Center | 70,000 | 0 |
| UF/College of Dentistry Building Completion and Equipment | 600,000 | 0 |
| Sumter County/Bushnell and Wildwood High Schools | 150,000 | 0 |
| Columbia County/Columbia County High School | 1,400,000 | 0 |
| Union County/Roof Repair | 700,000 | 0 |
| K - 12 Capital Outlay Projects | 0 | 2,405,000 |
| UF/Vet Medicine Teaching Hospital Expansion Phase II | 1,750,000 | 0 |
| UF/Floyd Hall Renovation | 2,021,100 | 0 |
| UF/Library East - Renovation / Restoration | 1,900,000 | 0 |
| USF/Sarasota Caples Project Completion | 450,000 | 0 |
| USF/Center for Economic Education | 237,500 | 0 |
| USF/Eye Institute Completion | 360,000 | 0 |
| USF/Psychiatric Hospital Completion | 400,000 | 0 |
| UWF/Performing Arts Completion | 279,950 | 0 |
| SUS Facility Enhancement Challenge Grants | 0 | 2,065,000 |
| Total | 212,863,909 | 6,020,000 |
| Total Department | 1,151,855,441 | 1,002,184,640 |

**EDUCATIONAL ENHANCEMENT (LOTTERY) TRUST FUND
1987-88, 1988-89 Appropriations**

| | <u>1987-88</u> | <u>1988-89</u> |
|--|--------------------|--------------------|
| Public Schools | | |
| Florida Education Finance Program | 20,000,000 | 183,000,000 |
| School Bus Replacement | 5,000,000 | 0 |
| Council on Environmental Education | 0 | 18,000 |
| PREP (K-3 Improvement) | 8,500,000 | 9,677,414 |
| Summer Inservice Institutes | 9,925,210 | 9,725,210 |
| Regional Centers of Excellence | 0 | 425,000 |
| Dropout Prevention | 2,563,000 | 1,485,000 |
| Middle Childhood (PRIME) | 15,000,000 | 15,000,000 |
| Master Teacher Program | 13,113,871 | 0 |
| Merit Schools | 10,000,000 | 10,000,000 |
| Literacy Centers | 300,000 | 150,000 |
| Pre-School Projects | 0 | 23,050,000 |
| Curriculum Development and Renewal | 0 | 235,000 |
| Florida Dropout Identification System | 0 | 50,000 |
| Governor's Summer Colleges Program | 0 | 250,000 |
| Library Media Materials | 0 | 5,531,180 |
| Compact Pilot Program | 500,000 | 0 |
| Total | <u>84,902,081</u> | <u>258,596,804</u> |
| Community Colleges | | |
| Community College Program Fund | 2,840,484 | 15,927,578 |
| Endowment Matching Fund | 2,000,000 | 0 |
| General Office | 70,653 | 23,400 |
| Instructional Equipment | 5,116,689 | 4,846,689 |
| Library Books | 1,760,500 | 0 |
| Student Articulation System-Administration | 72,375 | 0 |
| Sunshine State Skills Program | 3,000,000 | 3,985,702 |
| Community College M.I.S. | 0 | 40,000 |
| Hispanic Vocational Program | 0 | 100,000 |
| Library Automation | 0 | 310,750 |
| Literacy Centers | 400,000 | 200,000 |
| Deferred Maintenance | 4,900,000 | 2,000,000 |
| Quality Improvements | 0 | 3,337,196 |
| Community College Student Data | 0 | 1,000,020 |
| Learning Resource Centers Materials | 0 | 4,535,240 |
| Program Reviews | 0 | 1,785,000 |
| Total | <u>20,160,701</u> | <u>38,091,575</u> |
| State Universities | | |
| Education and General Activities | 9,561,600 | 15,818,000 |
| UF-Institute of Food and Agricultural Sciences | 1,783,006 | 830,137 |
| USF-Florida Medical Center | 265,403 | 291,943 |
| University of Florida Health Center | 837,054 | 695,039 |
| General Office | 19,750,000 | 4,600,000 |
| Florida Mental Health Institute | 57,000 | 0 |
| Teacher Education Centers | 0 | 2,572,281 |
| Total | <u>32,254,063</u> | <u>24,807,400</u> |
| Other Postsecondary Programs | | |
| Scholarships and Grants | 0 | 2,976,200 |
| Auxiliary Learning Aids/PS Handicapped | 0 | 100,000 |
| Enhance Electronics | 0 | 512,500 |
| Total | <u>0</u> | <u>3,588,700</u> |
| Other Programs and Services | | |
| Truck Drivers Training Program | 1,662,500 | 475,000 |
| Vocational Business Exchange Program | 150,000 | 150,000 |
| International Education Linkages | 300,000 | 0 |
| Hemispheric Policy Study Center | 200,000 | 100,000 |
| Other State Services | 0 | 400,000 |
| Industry Services | 0 | 405,702 |
| Centers of Agriculture Enhancement | 0 | 50,000 |
| Centers of Automotive Enhancement | 0 | 775,000 |
| Basic Skills - Vocational Students | 0 | 225,000 |
| Total | <u>2,312,500</u> | <u>2,580,702</u> |
| Fixed Capital Outlay | | |
| Transfer to PECO Trust Fund | 4,862,581 | 0 |
| Total | <u>4,862,581</u> | <u>0</u> |
| Total Department | <u>144,491,926</u> | <u>327,665,181</u> |

**2010-2011 PROGRAMS AND PROJECTS FUNDED FROM
THE EDUCATIONAL ENHANCEMENT “LOTTERY” TRUST FUND**

PUBLIC SCHOOL SYSTEM

**SPECIFIC APPROPRIATION 1: CLASSROOMS FIRST AND 1997 SCHOOL
CAPITAL OUTLAY BOND PROGRAMS**

Educational Enhancement Trust Fund: Chapter 2010-152, L.O.F., Specific Appropriation 1: \$164, 766,967

Funds in Specific Appropriation 1 are for the cash and debt service requirements of the Classrooms First and 1997 School Capital Outlay Bond programs established in Chapter 97-384, Laws of Florida.

Funds in Specific Appropriation 1 shall be transferred using nonoperating budget authority into the Lottery Capital Outlay and Debt Service Trust Fund, pursuant to Section 1013.71, Florida Statutes, for the payment of debt service and projects. There is appropriated from the Lottery Capital Outlay and Debt Service Trust Fund, an amount sufficient to enable the payment of debt service obligations and projects resulting from these transfers.

During the 20-year period of the 1997 School Capital Outlay Bond Program, over \$2.0 billion in revenue will be available to public school districts for the construction of permanent classroom facilities. See page 35 for the authorized project funding by district. The \$164.8 million appropriation in Item 1 is used to pay the annual debt service obligation on the lottery bonds and to provide cash for projects in districts that elected not to participate in the issuance of bonds. Programs funded from the proceeds are cited below.

The Classrooms First Program provides funds to school districts for new construction, renovation, remodeling, repair, or maintenance of educational facilities. Funds were allocated as follows: 25 percent based on capital outlay full-time equivalent membership, 65 percent based on growth in capital outlay full-time equivalent membership, and 10 percent based on the “sum-of-the-digits” formula in Section 1013.64(1)(a), F.S. Districts may use the cash from their share of the appropriation for new construction, renovation, remodeling, major repair, maintenance of educational facilities, or to pay debt service on bonds issued by the state on their behalf for these purposes. Proceeds from such bond issues were expended first to provide permanent classroom facilities.

The Classrooms First Program was initiated to fund or partially fund the construction of new schools and additions to existing schools in order to provide permanent classroom facilities. This program has been funded through the issuance of revenue bonds supported by lottery revenues. Lottery-based funds have been encumbered and/or expended by the public school districts for capital outlay projects including the construction of new schools and additions to existing schools, as well as the renovation and remodeling of existing schools.

Also funded from the proceeds were the School Infrastructure Thrift (SIT) Program awards, the Small County Assistance Program, and Effort Index grants. The SIT program provided incentive grants to districts for savings realized through functional, frugal school construction. The Small County Assistance Program provided funds to school districts in counties with a population under 75,000 that had an urgent need for a school facility or major school building expansion, repairs, and renovations, but lacked sufficient resources over a three-year period to complete such projects. The Effort Index Grant Program provided grants to assist districts that demonstrated a specified level of local funding and still had a need to build new student stations. The funds for these programs have also been fully disbursed by the Department to the qualifying districts.

SPECIFIC APPROPRIATION 2: CLASS SIZE REDUCTION LOTTERY CAPITAL OUTLAY PROGRAM

Educational Enhancement Trust Fund: Chapter 2010-152, L.O.F., Specific Appropriation 2: \$154,721,252

Funds provided in Specific Appropriation 2 shall be transferred using nonoperating budget authority to the Lottery Capital Outlay and Debt Service Trust Fund, pursuant to Section 1013.71, Florida Statutes, for the payment of debt service. There is appropriated from the Lottery Capital Outlay and Debt Service Trust Fund, an amount sufficient to enable the payment of debt service resulting from these transfers.

The Class Size Reduction Lottery Capital Outlay Program, referred to as the “Classrooms for Kids Program,” was established to provide funding to public school districts for the purpose of meeting constitutional class size reduction requirements. Additionally, the District Effort Recognition Program was established to also provide funds to eligible public school districts for capital outlay purposes to reduce class size or for any lawful capital outlay purpose if the class size maximum has been met by a qualifying public school district. The first state appropriation for these programs, in an aggregate amount of \$600,000,000, was approved by the Legislature for fiscal year 2003-2004. Additional appropriations of \$654,697,990 for fiscal year 2006-2007 and \$650,000,000 for fiscal year 2007-2008 have been approved by the Legislature to fund class size reduction projects. These appropriations have been funded through the issuance of revenue bonds supported by lottery revenues, with the appropriation in Item 2 being used to pay the annual debt service on outstanding lottery bonds. See page 34 for the authorized bonded project funding by district. For fiscal years 2004-2005 and 2005-2006, class size reduction appropriations were granted from other revenue sources.

Section 1013.735, Florida Statutes - Classrooms for Kids Program --

- (1) ALLOCATION.--The department shall allocate funds appropriated for the Classrooms for Kids Program. It is the intent of the Legislature that this program be administered as nearly as practicable in the same manner as the capital outlay program authorized under s. 9(a), Art. XII of the State Constitution. Each district school board’s share of the annual appropriation for the Classrooms for Kids Program must be calculated according to the following formula:

- (a) Twenty-five percent of the appropriation shall be prorated to the districts based on each district's percentage of K-12 base capital outlay full-time equivalent membership, and 65 percent shall be based on each district's percentage of K-12 growth capital outlay full-time equivalent membership as specified for the allocation of funds from the Public Education Capital Outlay and Debt Service Trust Fund by s. 1013.64(3).
 - (b) Ten percent of the appropriation must be allocated among district school boards according to the allocation formula in s. 1013.64(1)(a), excluding adult vocational technical facilities.
- (2) DISTRICT PARTICIPATION.--In order to participate in the Classrooms for Kids Program, a district school board shall:
- (a) Enter into an interlocal agreement pursuant to s. 1013.33.
 - (b) Certify that the district's inventory of facilities listed in the Florida Inventory of School Houses is accurate and up-to-date pursuant to s. 1013.31.
- (3) USE OF FUNDS.--In order to increase capacity to reduce class size, a district school board shall expend the funds received pursuant to this section only to:
- (a) Construct, renovate, remodel, or repair educational facilities that are in excess of projects identified in the district's 5-year work program adopted prior to March 15, 2003; or
 - (b) Purchase or lease-purchase relocatable facilities that are in excess of relocatables identified in the district's 5-year work program adopted prior to March 15, 2003.

History.--s. 4, ch. 2003-391; s. 4, ch. 2004-42.

Section 1013.736, Florida Statutes - District Effort Recognition Program.--

- (1) RECOGNITION FUNDS.--From funds appropriated by the Legislature, district effort recognition capital outlay grants shall be made to eligible school districts in accordance with the provisions of this section and the General Appropriations Act. The funds appropriated in this section are not subject to the provisions of s. 216.301.
- (2) ELIGIBILITY.--Annually, the Department of Education shall determine each district's compliance with the provisions of s. 1003.03 and determine the district's eligibility to receive a district effort recognition grant for local school facilities projects pursuant to this section. Districts shall be eligible for a district effort recognition grant based upon participation in any of the following:
 - (a) The district levies a half-cent school capital outlay surtax authorized in s. 212.055(6).

- (b) The district participates in the levy of the local government infrastructure sales surtax authorized in s. 212.055(2).
 - (c) The district levies voted millage for capital outlay purposes as authorized in s. 9, Art. VII of the State Constitution.
- (3) **DISTRICT EFFORT RECOGNITION PROGRAM.**--The department shall annually calculate a district effort amount for each district by September 1 after each fiscal year. The total amount of revenue for the prior year from each revenue levied as described in subsection (2) shall be divided by the number of months for which revenue was received and multiplied by the number of authorized months remaining in each voter referendum. The amount so determined for each revenue levied shall be totaled. The Department of Revenue shall report the amount of voter-approved revenue described in paragraphs (2)(a) and (b). The district shall report the amount of revenue described in paragraph (2)(b) identified for district fixed capital outlay in the prior fiscal year. To determine the amount of revenue levied pursuant to paragraph (2)(c), the district shall annually report to the Department of Education the outstanding debt service by bond series and date of maturity. The total of annual debt service to maturity remaining as of July 1 of each year shall be added to the other revenues levied pursuant to paragraphs (2)(a) and (b) in determining the total district effort amount. Only the amount of voter-approved revenue described in paragraph (2)(b) which has been identified for district fixed capital outlay from the prior fiscal year shall be used in the calculation.
- (4) **ALLOCATION AND DISTRIBUTION OF FUNDS.**--The department shall allocate the annual amount of funds provided among all eligible districts based upon the district's proportion of the funds as determined in subsection (3). Funds shall be distributed once a district has encumbered the funds.
- (5) **USE OF FUNDS.**--School districts that do not meet the constitutional class size maximums described in s. 1003.03(1) must use the funds for capital outlay to reduce class size. School districts that meet the constitutional class size maximum may use the funds for any lawful capital outlay purpose.

History.--s. 5, ch. 2003-391.

SPECIFIC APPROPRIATION 6: FLORIDA EDUCATION FINANCE PROGRAM

Educational Enhancement Trust Fund: Chapter 2010-152, L.O.F., Specific Appropriation 6: \$9,036,490

Funds provided in Specific Appropriation 6 are allocated in Specific Appropriation 78.

In 1973 the Florida Legislature enacted the Florida Education Finance Program (FEFP) and established the state policy on equalized funding to guarantee to each student in the

Florida public education system the availability of programs and services appropriate to his or her educational needs that are substantially equal to those available to any similar student notwithstanding geographic differences and varying local economic factors.

To provide equalization of educational opportunity, the FEFP formula recognizes: (1) varying local property tax bases; (2) varying education program costs; (3) varying costs of living; and (4) varying costs for equivalent educational programs due to sparsity and dispersion of the student population. Section 1011.62, Florida Statutes, outlines the formula that must be used to calculate funding through the FEFP.

The FEFP is the primary mechanism for funding the operating costs of Florida school districts. A key feature of the FEFP is that it bases financial support for education upon the individual student participating in a particular educational program rather than upon the number of teachers or classrooms. FEFP funds are primarily generated by multiplying the number of full-time equivalent (FTE) students in each of the funded education programs by cost factors to obtain weighted FTE students. Weighted FTE students are then multiplied by a base student allocation and by a district cost differential in the major calculation to determine the base funding from state and local FEFP funds.

The Florida Education Finance Program has a total appropriation of \$6,743,234,979 that is funded with \$9,036,490 from the Educational Enhancement Trust Fund, \$5,837,094,898 from General Revenue, \$872,664,689 from the Federal Grants Trust Fund (State Fiscal Stabilization Funds), and \$24,438,902 from the Principal State School Trust Fund.

SPECIFIC APPROPRIATION 7: CLASS SIZE REDUCTION

Educational Enhancement Trust Fund: Chapter 2010-152, L.O.F., Specific Appropriation 7: \$103,776,356

Funds in Specific Appropriations 7 and 79 are provided to implement the requirements of Sections 1003.03 and 1011.685, F.S. The class size reduction allocation factor for grades pre-kindergarten to grade 3 shall be \$1,325.66, for grades 4 to 8 shall be \$904.24, and for grades 9 to 12 shall be \$906.42. The class size reduction allocation shall be recalculated based on enrollment through the October 2010 FTE survey except as provided in Section 1003.03(4), F.S. If the total class size reduction allocation is greater than the appropriation, funds shall be prorated to the level of the appropriation based on each district's calculated amount. The Commissioner of Education may withhold disbursement of these funds until a district is in compliance with reporting information required for class size reduction implementation.

Class Size Reduction has a total appropriation of \$2,927,921,474 that is funded with \$103,776,356 from the Educational Enhancement Trust Fund, \$86,161,098 from the Principal State School Trust Fund, and \$2,737,984,020 from General Revenue.

SPECIFIC APPROPRIATION 8: DISTRICT LOTTERY AND SCHOOL RECOGNITION PROGRAM

Educational Enhancement Trust Fund: Chapter 2010-152, L.O.F., Specific Appropriation 8: \$129,914,030

Funds provided in Specific Appropriation 8 are provided for the Florida School Recognition Program to be allocated as awards of up to \$75 per student to qualified schools pursuant to Section 1008.36, Florida Statutes.

If there are funds remaining after payment to qualified schools, up to \$5 per unweighted student shall be allocated to be used at the discretion of the school advisory council pursuant to Sections 24.121(5) and 1001.452, F.S. If funds are insufficient to provide \$5 per student, the available funds shall be prorated.

SPECIFIC APPROPRIATION 9: WORKFORCE DEVELOPMENT

Educational Enhancement Trust Fund: Chapter 2010-152, L.O.F., Specific Appropriation 9: \$7,327,300

Funds in Specific Appropriation 9 are provided for school district workforce education programs as defined in Section 1004.02(26), F.S., and are allocated along with other Workforce Development funds in Specific Appropriation 109 as follows:

| | |
|------------------|--------------|
| Alachua | \$1,274,481 |
| Baker | \$180,229 |
| Bay | \$2,994,480 |
| Bradford | \$838,625 |
| Brevard..... | \$2,958,834 |
| Broward..... | \$60,184,320 |
| Calhoun..... | \$164,979 |
| Charlotte..... | \$2,524,507 |
| Citrus..... | \$2,461,956 |
| Clay..... | \$926,208 |
| Collier | \$6,286,524 |
| Columbia..... | \$310,640 |
| Miami-Dade | \$85,801,318 |
| De Soto..... | \$830,384 |
| Dixie..... | \$65,996 |
| Escambia | \$4,532,780 |
| Flagler | \$2,419,647 |
| Franklin..... | \$52,825 |
| Gadsden..... | \$682,250 |
| Glades | \$6,840 |
| Gulf | \$154,189 |
| Hamilton | \$72,972 |
| Hardee | \$269,494 |

| | |
|--------------------------|--------------|
| Hendry..... | \$389,799 |
| Hernando..... | \$493,597 |
| Hillsborough | \$28,678,988 |
| Indian River | \$871,983 |
| Jackson..... | \$497,853 |
| Jefferson..... | \$174,142 |
| Lafayette | \$44,374 |
| Lake..... | \$4,023,810 |
| Lee..... | \$9,294,097 |
| Leon | \$5,092,666 |
| Liberty..... | \$38,180 |
| Madison..... | \$34,556 |
| Manatee..... | \$6,197,309 |
| Marion..... | \$2,845,432 |
| Martin..... | \$2,221,644 |
| Monroe..... | \$838,686 |
| Nassau | \$184,526 |
| Okaloosa | \$2,119,353 |
| Orange..... | \$29,776,681 |
| Osceola..... | \$4,140,894 |
| Palm Beach | \$15,415,994 |
| Pasco | \$3, 150,714 |
| Pinellas | \$22,854,740 |
| Polk | \$9,700,491 |
| Putnam | \$471,124 |
| Saint Johns | \$5,342,226 |
| Santa Rosa..... | \$1,573,373 |
| Sarasota..... | \$9,125,314 |
| Sumter | \$252,580 |
| Suwannee | \$888,452 |
| Taylor..... | \$1,252,795 |
| Union..... | \$156,420 |
| Wakulla..... | \$261,097 |
| Walton..... | \$152,153 |
| Washington | \$2,919,325 |
| Washington Special | \$30,645 |

Section 1004.02(26), Florida Statutes - "Workforce education" means adult general education or career education and may consist of a continuing workforce education course or a program of study leading to an occupational completion point, a career certificate, an applied technology diploma, or a career degree.

Workforce Development has a total appropriation of \$369,488,374 that is funded with \$7,327,300 from the Educational Enhancement Trust Fund, \$340,173,191 from General Revenue, and \$21,987,883 from the Federal Grants Trust Fund (State Fiscal Stabilization Funds).

FLORIDA COLLEGES

SPECIFIC APPROPRIATION 10: COMMUNITY COLLEGE LOTTERY FUNDS

Educational Enhancement Trust Fund: Chapter 2010-152, L.O.F., Specific Appropriation 10: \$126,959,158

Funds provided in Specific Appropriation 10 shall be allocated as follows:

| | |
|---|--------------|
| Brevard Community College | \$4,733,158 |
| Broward College | \$8,977,892 |
| College of Central Florida | \$2,504,180 |
| Chipola College | \$1,150,619 |
| Daytona State College..... | \$6,072,583 |
| Edison State College | \$3,117,833 |
| Florida State College at Jacksonville..... | \$9,356,746 |
| Florida Keys Community College | \$726,219 |
| Gulf Coast Community College..... | \$2,231,736 |
| Hillsborough Community College..... | \$6,207,508 |
| Indian River State College | \$5,500,013 |
| Florida Gateway College | \$1,546,221 |
| Lake Sumter Community College | \$1,357,131 |
| State College of Florida, Manatee-Sarasota..... | \$2,729,528 |
| Miami-Dade College..... | \$20,606,124 |
| North Florida Community College | \$781,271 |
| Northwest Florida State College..... | \$2,217,113 |
| Palm Beach State College..... | \$6,461,218 |
| Pasco-Hernando Community College..... | \$2,486,959 |
| Pensacola Junior College | \$4,177,857 |
| Polk State College..... | \$2,365,551 |
| St. Johns River Community College..... | \$2,086,702 |
| St. Petersburg College..... | \$7,279,093 |
| Santa Fe College | \$4,317,934 |
| Seminole State College of Florida | \$4,487,352 |
| South Florida Community College | \$1,927,024 |
| Tallahassee Community College | \$3,717,458 |
| Valencia Community College..... | \$7,836,135 |

STATE UNIVERSITIES

SPECIFIC APPROPRIATIONS 11 through 15: DIVISION OF UNIVERSITIES

Educational Enhancement Trust Fund: Chapter 2010-152, L.O.F., Specific Appropriation 11: \$203,274,204, Specific Appropriation 12: \$12,533,877, Specific Appropriation 13: \$8,461,475, Specific Appropriation 14: \$5,796,416, Specific Appropriation 15: \$605,115

Funds in Chapter 2010-152, L.O.F., Specific Appropriations 11 through 15 shall be expended in accordance with operating budgets that must be approved by each university's board of trustees.

The following Educational and General Activities allocations reflect Chapter 2010-152, L.O.F., Specific Appropriation 11:

| | |
|---|--------------|
| University of Florida..... | \$37,111,742 |
| Florida State University | \$31,179,405 |
| Florida A&M University..... | \$11,720,688 |
| University of South Florida | \$28,519,975 |
| University of South Florida, St. Petersburg..... | \$1,246,408 |
| University of South Florida, Sarasota/Manatee | \$1,052,503 |
| University of South Florida, Polytechnic..... | \$439,620 |
| Florida Atlantic University | \$16,411,301 |
| University of West Florida..... | \$6,419,530 |
| University of Central Florida..... | \$28,365,482 |
| Florida International University..... | \$24,187,023 |
| University of North Florida | \$10,102,963 |
| Florida Gulf Coast University..... | \$5,657,839 |
| New College of Florida..... | \$859,725 |

Institute of Food and Agricultural Science - Chapter 2010-152, L.O.F., Specific Appropriation 12: \$12,533,877

University of South Florida Medical Center - Chapter 2010-152, L.O.F., Specific Appropriation 13: \$8,461,475

University of Florida Health Center - Chapter 2010-152, L.O.F., Specific Appropriation 14: \$5,796,416

Florida State University Medical School - Chapter 2009-81, L.O.F., Specific Appropriation 15: \$605,115

Educational and General Activities has a total appropriation of \$3,093,971,418. Of this total, \$203,274,204 is from the Educational Enhancement Trust Fund, \$1,534,196,753 is from General Revenue, \$1,220,175,555 is from the Education/General Student & Other Fees Trust Fund, \$129,012,316 is from the Federal Grants Trust Fund (State Fiscal Stabilization Funds), and \$7,312,590 is from the Phosphate Research Trust Fund.

The Institute of Food and Agricultural Science has a total appropriation of \$131,035,076 that is funded partially by \$12,533,877 from the Educational Enhancement Trust Fund and partially by \$118,501,199 from General Revenue.

The University of South Florida Medical Center has a total appropriation of \$103,915,773. Of this total, \$8,461,475 is from the Educational Enhancement Trust Fund, \$37,050,046 is from the Education/General Student & Other Fees Trust Fund, \$54,052,480 is from General Revenue, and \$4,351,772 is from the Federal Grants Trust Fund (State Fiscal Stabilization Funds).

The University of Florida Health Center has a total appropriation of \$140,966,390. Of this total, \$5,796,416 is from the Educational Enhancement Trust Fund, \$32,075,356 is from the Education/General Student & Other Fees Trust Fund, \$96,167,285 is from General Revenue, and \$6,927,333 is from the Federal Grants Trust Fund (State Fiscal Stabilization Funds).

The Florida State University Medical School has a total appropriation of \$49,259,264. Of this total, \$605,115 is from the Educational Enhancement Trust Fund, \$10,207,063 is from the Education/General Student & Other Fees Trust Fund, \$35,588,564 is from General Revenue, and \$2,858,522 is from the Federal Grants Trust Fund (State Fiscal Stabilization Funds).

Note: The detail above includes University System life and health insurance adjustments from Administered Funds.

STUDENT FINANCIAL AID

SPECIFIC APPROPRIATION 3: FLORIDA'S BRIGHT FUTURES SCHOLARSHIP PROGRAM

Educational Enhancement Trust Fund: Chapter 2010-152, Specific Appropriation 3: \$338,367,564

The Florida Bright Futures Scholarship Program serves students graduating from Florida high schools that merit recognition of high academic achievement and enroll in an eligible Florida public or private postsecondary education institution within three years of graduation from high school.

The Bright Futures Scholarship Program consists of three types of awards - the Florida Academic Scholars award, the Florida Medallion Scholars award, and the Florida Gold Seal Vocational Scholars award. Section 1009.53, F.S., describes the provisions of the scholarship program. There were 177,612 students who received funding for a Bright Futures Scholarship in 2009-2010.

From the funds in Specific Appropriations 3 and 64A, and contingent upon House Bill 5201 becoming law and the receipt of Federal Medical Assistance Percentage (FMAP) funds, the award per credit hour or credit hour equivalent for the 2010-2011 academic year shall be as follows:

Four-Year Institutions

| | |
|---|-------|
| Academic Scholars Award..... | \$125 |
| Medallion Scholars Award | \$94 |
| Gold Seal Vocational Scholars Award | \$94 |

Two-Year Institutions

| | |
|---|------|
| Academic Scholars Award..... | \$77 |
| Medallion Scholars Award | \$77 |
| Gold Seal Vocational Scholars Award | \$58 |

Upper-Division Programs Offered by Florida Colleges

| | |
|---|------|
| Academic Scholars Award..... | \$86 |
| Medallion Scholars Award | \$64 |
| Gold Seal Vocational Scholars Award | \$64 |

The additional stipend for Top Scholars shall be \$53 per credit hour.

In the event that House Bill 5201 does not become law or Florida does not receive additional funds based on the state’s FMAP, the Department of Education shall prorate the award per credit hour pursuant to Section 1009.53(4), Florida Statutes.

The Florida Bright Futures Scholarship Program has a total appropriation of \$437,282,546. Of this total, \$338,367,564 is from the Educational Enhancement Trust Fund, \$25,000,000 is from General Revenue, and \$73,914,982 is from the Federal Grants Trust Fund (State Fiscal Stabilization Funds).

SPECIFIC APPROPRIATION 4: FIRST GENERATION IN COLLEGE MATCHING GRANT PROGRAM

Educational Enhancement Trust Fund: Chapter 2010-152, Specific Appropriation 4: \$6,574,195

From funds provided in Specific Appropriation 4, \$1,650,000 shall be allocated to First Generation in College Matching Grant Programs at community colleges. If required matching funds are not raised by participating community colleges by December 1, 2010, the remaining funds shall be reallocated to First Generation in College Matching Grant Programs at Florida colleges or state universities that have remaining unmatched private contributions.

Section 1009.701, Florida Statutes -- First Generation Matching Grant Program

- (1) The First Generation Matching Grant Program is created to enable each state university to provide donors with a matching grant incentive for contributions that will create grant-based student financial aid for undergraduate students who demonstrate financial need and whose parents, as defined in s. 1009.21(1), have not earned a baccalaureate degree. In the case of any individual who regularly resided with and received support from only one parent, an individual whose only such parent did not complete a baccalaureate degree would also be eligible.

- (2) Funds appropriated by the Legislature for the program shall be allocated by the Office of Student Financial Assistance to match private contributions on a dollar-for-dollar basis. Contributions made to a state university and pledged for the purposes of this section are eligible for state matching funds appropriated for this program and are not eligible for any other state matching grant program. Pledged contributions are not eligible for matching prior to the actual collection of the total funds. The Office of Student Financial Assistance shall reserve a proportionate allocation of the total appropriated funds for each state university on the basis of full-time equivalent enrollment. Funds that remain unmatched as of December 1 shall be reallocated to state universities that have remaining unmatched private contributions for the program on the basis of full-time equivalent enrollment.
- (3) Payment of the state matching grant shall be transmitted to the president of each participating institution or his or her representative in advance of the official drop-add deadline as defined by the institution.
- (4) Each participating state university shall establish an application process, determine student eligibility for initial and renewal awards in conformance with subsection (5), identify the amount awarded to each recipient, and notify recipients of the amount of their awards.
- (5) In order to be eligible to receive a grant pursuant to this section, an applicant must:
 - (a) Be a resident for tuition purposes pursuant to s. 1009.21.
 - (b) Be a first-generation college student. For the purposes of this section, a student is considered "first generation" if neither of the student's parents, as defined in s. 1009.21(1), earned a college degree at the baccalaureate level or higher or, in the case of any individual who regularly resided with and received support from only one parent, if that parent did not earn a baccalaureate degree.
 - (c) Be accepted at a state university.
 - (d) Be enrolled for a minimum of six credit hours per term as a degree-seeking undergraduate student.
 - (e) Have met the eligibility requirements in s. 1009.50 for the Florida Public Student Assistance Grant Program.
 - (f) Meet additional eligibility requirements as established by the institution.
- (6) The award amount shall be based on the student's need assessment after any scholarship or grant aid, including, but not limited to, a Pell Grant or a Bright Futures Scholarship, has been applied. An award may not exceed the institution's estimated annual cost of attendance for the student to attend the institution.
- (7) Each participating institution shall report to the Office of Student Financial Assistance by the date established by the office the eligible students to whom grant moneys are disbursed each academic term. Each institution shall certify to the Office of Student Financial Assistance the amount of funds disbursed to each student and shall remit to the office any undisbursed advances by June 1 of each year.
- (8) No later than July 1, each participating institution shall annually report to the Executive Office of the Governor, the President of the Senate, the Speaker of the House of Representatives, and the Board of Governors the eligibility requirements for recipients, the aggregate demographics of recipients, the retention and graduation rates of recipients, and a delineation of funds awarded to recipients.
- (9) This section shall be implemented only as specifically funded.

History.--s. 1, ch. 2006-73; s. 25, ch. 2009-60.

SPECIFIC APPROPRIATION 5: STUDENT FINANCIAL AID

Educational Enhancement Trust Fund: Chapter 2010-152, L.O.F., Specific Appropriation 5: \$28,500,696

The funds in Specific Appropriation 5 are for the Florida Student Assistance Grant (FSAG) public full-time and part-time student grant program.

The Florida Student Assistance Grant and Florida’s other need-based programs have a total appropriation of \$134,050,405. Of this total, \$28,500,696 is from the Educational Enhancement Trust Fund. The remaining balance consists of \$87,628,054 from General Revenue, \$16,502,241 from the Federal Grants Trust Fund, and \$1,419,414 from the Student Loan Operating Trust Fund.

The funds in Specific Appropriations 5 and 68 are provided pursuant to the following guidelines:

| | |
|--|---------------|
| Florida Student Assistance Grant – Public Full and Part-Time | \$100,350,612 |
| Florida Student Assistance Grant – Private | \$16,166,037 |
| Florida Student Assistance Grant – Postsecondary | \$11,268,807 |
| Florida Student Assistance Grant – Career Education..... | \$2,192,251 |
| Children/Spouses of Deceased/Disabled Veterans | \$2,442,776 |
| Florida Work Experience..... | \$1,569,922 |
| Rosewood Family Scholarships..... | \$60,000 |

From the funds provided in Specific Appropriations 5 and 68, the maximum grant to any student from the Florida Public, Private, Career Education, and Postsecondary Assistance Grant Programs shall be \$2,235.

Any institution that participates in the Florida Student Assistance Grant Program shall report to the Department of Education prior to February 1, 2011, the following loan information for each Stafford and PLUS loan: guarantor, lender, number, net amount (guaranteed amount minus canceled amount), and student identifier for the 2010-2011 fiscal year in the format specified by the Department of Education.

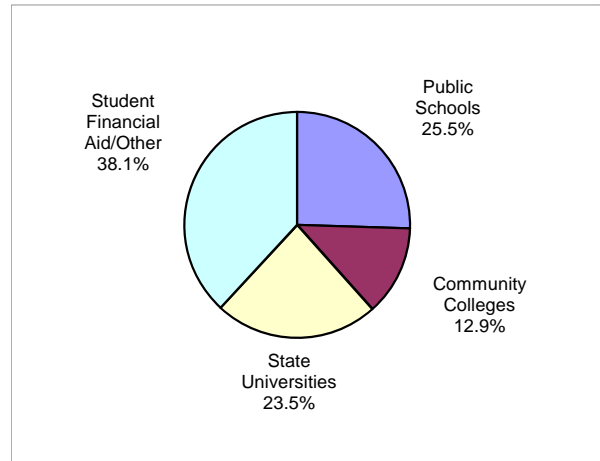
Student Financial Aid has a total appropriation of \$136,613,494. Of this total, \$28,500,696 is from the Educational Enhancement Trust Fund, \$87,628,054 is from General Revenue, \$1,419,414 is from the Student Loan Operating Trust Fund, and \$19,065,330 is from the Federal Grants Trust Fund (State Fiscal Stabilization Funds).

**EDUCATIONAL ENHANCEMENT (LOTTERY) TRUST FUND
AND TOTAL OPERATING FUNDS FOR EDUCATION
2010 - 2011 Legislative Session**

Funds from this year's lottery account for 1.4 percent of Florida's total public school education operating budget and 4.1 percent of the combined total operating budgets of Public Schools, Community Colleges, and the State Universities. This analysis includes funds from the General Appropriations Act as passed by the Legislature, but excludes Fixed Capital Outlay Funds.

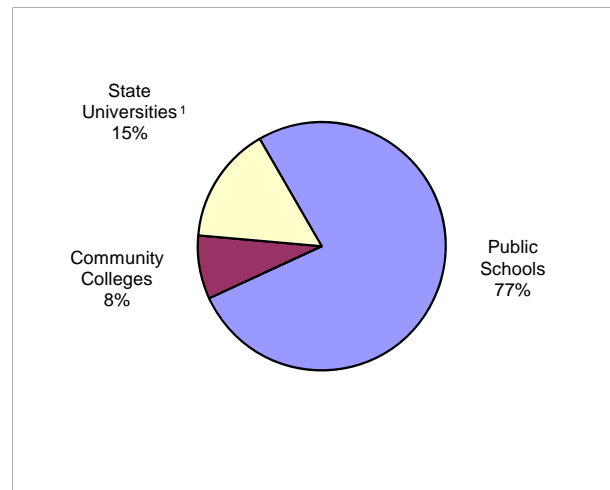
2010-11 Educational Enhancement Trust Fund Appropriations for Operations (millions)

| | |
|--------------|-----------------------------|
| \$250.0 | Public Schools |
| 127.0 | Community Colleges |
| 230.7 | State Universities |
| <u>373.4</u> | Student Financial Aid/Other |
| \$981.1 | Total |



2010-11 Operating Funds and Student Tuition for Educational Delivery Systems (millions)

| | |
|----------------|---|
| \$18,082.5 | Public Schools (General Revenue, State School Fund, Lottery, SFSF, Local) |
| 1,965.6 | Community Colleges (General Revenue, Lottery, SFSF, Fees) |
| <u>3,609.3</u> | State Universities ¹ (General Revenue, Lottery, SFSF, Fees) |
| \$23,657.4 | Total |



Based on an average daily operating cost of \$95.2 million, the \$250 million of lottery funds available to public schools would operate the public schools for fewer than three days.

¹Includes University System health and life insurance benefits funded from Administered Funds.

**2010-11 Educational Enhancement Trust Fund (EETF)
Allocations for Operations¹**

| County | School Recognition/ Discretionary | Class Size Reduction | Workforce | Community | State | 2009-10 Bright Futures | Total |
|-----------------|--------------------------------------|-------------------------|-------------|------------|--------------|----------------------------|-------------|
| | K-12 ² | Operating ² | Development | Colleges | Universities | Disbursements ³ | |
| | -1- | -2- | -3- | -4- | -5- | -6- | -7- |
| 1 Alachua | 1,391,289 | 1,062,977 | 26,873 | 4,317,934 | 37,111,742 | 6,478,960 | 50,389,775 |
| 2 Baker | 279,044 | 192,609 | 3,800 | | | 433,875 | 909,328 |
| 3 Bay | 1,071,626 | 957,343 | 63,141 | 2,231,736 | | 3,981,677 | 8,305,523 |
| 4 Bradford | 42,636 | 117,257 | 17,683 | | | 293,125 | 470,701 |
| 5 Brevard | 4,190,518 | 2,787,712 | 62,389 | 4,733,158 | | 17,880,859 | 29,654,636 |
| 6 Broward | 13,578,842 | 10,521,173 | 1,269,030 | 8,977,892 | | 49,983,995 | 84,330,932 |
| 7 Calhoun | 137,918 | 81,344 | 3,479 | | | 253,066 | 475,807 |
| 8 Charlotte | 917,242 | 613,725 | 53,231 | | | 2,876,561 | 4,460,759 |
| 9 Citrus | 717,026 | 582,388 | 51,912 | | | 2,485,913 | 3,837,239 |
| 10 Clay | 1,956,756 | 1,395,602 | 19,530 | | | 5,759,661 | 9,131,549 |
| 11 Collier | 2,295,995 | 1,796,793 | 132,556 | | | 6,573,208 | 10,798,552 |
| 12 Columbia | 374,659 | 381,707 | 6,550 | 1,546,221 | | 893,684 | 3,202,821 |
| 13 Dade | 17,318,205 | 13,901,999 | 1,809,183 | 20,606,124 | 24,187,023 | 46,037,445 | 123,859,979 |
| 14 DeSoto | 153,132 | 183,174 | 17,509 | | | 311,985 | 665,800 |
| 15 Dixie | 117,712 | 79,802 | 1,392 | | | 142,278 | 341,183 |
| 16 Duval | 6,207,381 | 4,978,841 | - | 9,356,746 | 10,102,963 | 16,939,649 | 47,585,580 |
| 17 Escambia | 2,192,486 | 1,505,679 | 95,577 | 4,177,857 | 6,419,530 | 5,835,771 | 20,226,900 |
| 18 Flagler | 509,800 | 496,532 | 51,020 | | | 1,706,341 | 2,763,693 |
| 19 Franklin | 91,235 | 44,865 | 1,114 | | | 61,256 | 198,470 |
| 20 Gadsden | 205,547 | 219,320 | 14,386 | | | 225,453 | 664,706 |
| 21 Gilchrist | 162,509 | 100,720 | - | | | 335,344 | 598,573 |
| 22 Glades | 60,927 | 56,475 | 144 | | | 59,777 | 177,323 |
| 23 Gulf | 126,871 | 68,344 | 3,251 | | | 292,758 | 491,224 |
| 24 Hamilton | 4,353 | 63,173 | 1,539 | | | 71,442 | 140,507 |
| 25 Hardee | 214,767 | 196,498 | 5,682 | | | 391,054 | 808,001 |
| 26 Hendry | 188,919 | 264,485 | 8,219 | | | 540,061 | 1,001,684 |
| 27 Hernando | 934,616 | 877,505 | 10,408 | | | 2,946,873 | 4,769,402 |
| 28 Highlands | 408,632 | 464,313 | - | 1,927,024 | | 1,149,346 | 3,949,315 |
| 29 Hillsborough | 8,734,544 | 7,697,536 | 604,717 | 6,207,508 | 28,519,975 | 32,418,957 | 84,183,237 |
| 30 Holmes | 136,199 | 115,601 | - | | | 349,063 | 600,863 |
| 31 Indian River | 1,058,833 | 690,892 | 18,386 | | | 2,666,752 | 4,434,863 |
| 32 Jackson | 293,669 | 258,253 | 10,498 | 1,150,619 | | 891,347 | 2,604,386 |
| 33 Jefferson | 40,422 | 41,730 | 3,672 | | | 164,880 | 250,704 |
| 34 Lafayette | 45,323 | 41,043 | 936 | | | 115,998 | 203,300 |
| 35 Lake | 1,839,974 | 1,585,824 | 84,845 | 1,357,131 | | 5,272,164 | 10,139,938 |
| 36 Lee | 4,055,196 | 3,273,669 | 195,973 | 3,117,833 | 5,657,839 | 10,304,363 | 26,604,873 |
| 37 Leon | 1,500,046 | 1,330,240 | 107,382 | 3,717,458 | 42,900,093 | 7,722,570 | 57,277,789 |
| 38 Levy | 285,065 | 214,378 | - | | | 480,518 | 979,961 |
| 39 Liberty | 25,233 | 47,472 | 805 | | | 123,180 | 196,690 |
| 40 Madison | 124,150 | 86,583 | 729 | 781,271 | | 257,465 | 1,250,198 |
| 41 Manatee | 1,840,144 | 1,709,929 | 130,675 | 2,729,528 | | 6,347,394 | 12,757,670 |
| 42 Marion | 1,869,761 | 1,557,673 | 59,998 | 2,504,180 | | 5,696,912 | 11,688,524 |
| 43 Martin | 1,107,779 | 700,153 | 46,845 | | | 4,288,365 | 6,143,142 |
| 44 Monroe | 392,745 | 316,881 | 17,684 | 726,219 | | 1,447,494 | 2,901,023 |
| 45 Nassau | 705,012 | 433,813 | 3,891 | | | 1,361,338 | 2,504,055 |
| 46 Okaloosa | 1,769,681 | 1,066,153 | 44,688 | 2,217,113 | | 6,113,129 | 11,210,764 |
| 47 Okeechobee | 396,949 | 253,149 | - | | | 443,576 | 1,093,674 |
| 48 Orange | 8,470,986 | 7,065,353 | 627,863 | 7,836,135 | 28,365,482 | 26,704,071 | 79,069,890 |
| 49 Osceola | 2,940,873 | 2,038,498 | 87,314 | | | 4,874,529 | 9,941,214 |
| 50 Palm Beach | 9,701,826 | 7,171,041 | 325,057 | 6,461,218 | 16,411,301 | 31,929,436 | 71,999,879 |
| 51 Pasco | 3,297,042 | 2,656,448 | 66,435 | 2,486,959 | | 8,594,051 | 17,100,935 |
| 52 Pinellas | 4,084,771 | 4,042,234 | 481,909 | 7,279,093 | 1,246,408 | 23,250,941 | 40,385,356 |
| 53 Polk | 3,895,833 | 3,622,562 | 204,542 | 2,365,551 | 439,620 | 9,978,241 | 20,506,349 |
| 54 Putnam | 462,383 | 423,534 | 9,934 | 2,086,702 | | 914,276 | 3,896,829 |
| 55 St. Johns | 1,787,585 | 1,156,288 | 112,645 | | | 6,457,571 | 9,514,089 |
| 56 St. Lucie | 1,402,210 | 1,575,113 | - | 5,500,013 | | 4,036,550 | 12,513,886 |
| 57 Santa Rosa | 1,530,025 | 907,619 | 33,176 | | | 5,470,971 | 7,941,791 |
| 58 Sarasota | 2,135,082 | 1,661,361 | 192,414 | | 1,912,228 | 8,646,374 | 14,547,459 |
| 59 Seminole | 3,378,407 | 2,458,923 | - | 4,487,352 | | 15,969,334 | 26,294,016 |
| 60 Sumter | 448,798 | 278,893 | 5,326 | | | 690,927 | 1,423,944 |
| 61 Suwannee | 278,090 | 214,113 | 18,734 | | | 510,033 | 1,020,970 |
| 62 Taylor | 61,823 | 101,204 | 26,416 | | | 292,250 | 481,693 |
| 63 Union | 169,313 | 84,457 | 3,298 | | | 189,867 | 446,935 |
| 64 Volusia | 2,909,101 | 2,322,959 | - | 6,072,583 | | 10,043,941 | 21,348,584 |
| 65 Wakulla | 228,688 | 194,435 | 5,505 | | | 501,966 | 930,594 |
| 66 Walton | 354,605 | 261,799 | 3,208 | | | 718,370 | 1,337,982 |
| 67 Washington | 240,799 | 126,195 | 62,202 | | | 366,418 | 795,614 |

TOTAL \$129,849,608 \$103,776,356 \$7,327,300 \$126,959,158 \$203,274,204 \$421,546,998 \$992,733,624

1. Additional Lottery Funded Programs information not available by district. Excludes fixed capital outlay appropriations.
2. Categories exclude allocations for the Florida Virtual School.
3. The Bright Futures county allocations in this table do not include the funds for the Florida School for the Deaf and the Blind, Community Colleges, or non-Florida schools cited on page 33. The SUS Lab School funds are included in the county in which the school is located.

2010-11 FEPP - SECOND CALCULATION

| District | District Discretionary Lottery | School Recognition Program | Total District Lottery Allocation |
|-----------------------|--------------------------------------|----------------------------------|---|
| | -1- | -2- | -3- |
| 1 Alachua | 73,624 | 1,228,667 | 1,302,291 |
| 2 Baker | 13,339 | 265,705 | 279,044 |
| 3 Bay | 67,664 | 1,003,962 | 1,071,626 |
| 4 Bradford | 8,158 | 34,478 | 42,636 |
| 5 Brevard | 198,051 | 3,992,467 | 4,190,518 |
| 6 Broward | 744,849 | 12,783,599 | 13,528,448 |
| 7 Calhoun | 5,617 | 132,301 | 137,918 |
| 8 Charlotte | 44,174 | 873,068 | 917,242 |
| 9 Citrus | 41,645 | 675,381 | 717,026 |
| 10 Clay | 99,625 | 1,857,131 | 1,956,756 |
| 11 Collier | 126,744 | 2,169,251 | 2,295,995 |
| 12 Columbia | 26,392 | 348,267 | 374,659 |
| 13 Miami-Dade | 983,006 | 16,335,199 | 17,318,205 |
| 14 De Soto | 13,601 | 139,531 | 153,132 |
| 15 Dixie | 5,499 | 112,213 | 117,712 |
| 16 Duval | 349,271 | 5,858,110 | 6,207,381 |
| 17 Escambia | 106,059 | 2,086,427 | 2,192,486 |
| 18 Flagler | 34,955 | 474,845 | 509,800 |
| 19 Franklin | 3,063 | 88,172 | 91,235 |
| 20 Gadsden | 14,967 | 190,580 | 205,547 |
| 21 Gilchrist | 6,971 | 155,538 | 162,509 |
| 22 Glades | 3,879 | 57,048 | 60,927 |
| 23 Gulf | 4,887 | 121,984 | 126,871 |
| 24 Hamilton | 4,353 | 0 | 4,353 |
| 25 Hardee | 13,550 | 201,217 | 214,767 |
| 26 Hendry | 18,359 | 170,560 | 188,919 |
| 27 Hernando | 61,811 | 872,805 | 934,616 |
| 28 Highlands | 32,429 | 376,203 | 408,632 |
| 29 Hillsborough | 544,796 | 8,189,748 | 8,734,544 |
| 30 Holmes | 8,152 | 128,047 | 136,199 |
| 31 Indian River | 48,831 | 1,010,002 | 1,058,833 |
| 32 Jackson | 18,179 | 275,490 | 293,669 |
| 33 Jefferson | 2,958 | 37,464 | 40,422 |
| 34 Lafayette | 2,835 | 42,488 | 45,323 |
| 35 Lake | 110,891 | 1,729,083 | 1,839,974 |
| 36 Lee | 229,807 | 3,825,389 | 4,055,196 |
| 37 Leon | 88,479 | 1,285,889 | 1,374,368 |
| 38 Levy | 15,185 | 269,880 | 285,065 |
| 39 Liberty | 3,709 | 21,524 | 25,233 |
| 40 Madison | 6,551 | 117,599 | 124,150 |
| 41 Manatee | 119,729 | 1,720,415 | 1,840,144 |
| 42 Marion | 110,602 | 1,759,159 | 1,869,761 |
| 43 Martin | 50,141 | 1,057,638 | 1,107,779 |
| 44 Monroe | 22,491 | 370,254 | 392,745 |
| 45 Nassau | 30,863 | 674,149 | 705,012 |
| 46 Okaloosa | 77,071 | 1,692,610 | 1,769,681 |
| 47 Okeechobee | 18,373 | 378,576 | 396,949 |
| 48 Orange | 497,941 | 7,973,045 | 8,470,986 |
| 49 Osceola | 144,906 | 2,795,967 | 2,940,873 |
| 50 Palm Beach | 506,843 | 9,146,725 | 9,653,568 |
| 51 Pasco | 187,095 | 3,109,947 | 3,297,042 |
| 52 Pinellas | 288,492 | 3,796,279 | 4,084,771 |
| 53 Polk | 253,506 | 3,642,327 | 3,895,833 |
| 54 Putnam | 29,179 | 433,204 | 462,383 |
| 55 St. Johns | 83,531 | 1,704,054 | 1,787,585 |
| 56 St. Lucie | 106,172 | 1,188,272 | 1,294,444 |
| 57 Santa Rosa | 64,441 | 1,465,584 | 1,530,025 |
| 58 Sarasota | 118,024 | 2,017,058 | 2,135,082 |
| 59 Seminole | 176,866 | 3,201,541 | 3,378,407 |
| 60 Sumter | 19,448 | 429,350 | 448,798 |
| 61 Suwannee | 14,955 | 263,135 | 278,090 |
| 62 Taylor | 7,001 | 54,822 | 61,823 |
| 63 Union | 5,937 | 163,376 | 169,313 |
| 64 Volusia | 165,320 | 2,743,781 | 2,909,101 |
| 65 Wakulla | 13,338 | 215,350 | 228,688 |
| 66 Walton | 18,247 | 336,358 | 354,605 |
| 67 Washington | 8,759 | 231,016 | 239,775 |
| 68 Washington Special | 1,024 | 0 | 1,024 |
| 69 FAMU Lab School | 1,411 | 0 | 1,411 |
| 70 FAU Lab School | 1,862 | 46,396 | 48,258 |
| 71 FAU St. Lucie | 4,033 | 103,733 | 107,766 |
| 72 FSU Broward | 1,906 | 48,488 | 50,394 |
| 73 FSU Leon | 4,394 | 119,873 | 124,267 |
| 74 UF Lab School | 2,990 | 86,008 | 88,998 |
| 75 Fla Virtual School | 64,422 | 0 | 64,422 |
| Total | \$7,408,228 | \$122,505,802 | \$129,914,030 |

EDUCATIONAL ENHANCEMENT (LOTTERY) TRUST FUND
Bright Futures Scholarship Program
Student Disbursements by County and Year (Public and Private High Schools)

| County | 1997-98 | 1998-99 | 1999-00 | 2000-01 | 2001-02 | 2002-03 | 2003-04 | 2004-05 | 2005-06 | 2006-07 | 2007-08 | 2008-09 | 2009-10 |
|------------------------------------|-----------|-----------|------------|------------|------------|------------|------------|------------|------------|------------|------------|------------|------------|
| 1 Alachua | 1,347,089 | 1,735,957 | 2,419,660 | 3,017,815 | 3,140,297 | 3,437,864 | 3,988,520 | 4,342,048 | 4,947,962 | 5,624,924 | 5,790,431 | 6,478,051 | 6,115,988 |
| 2 Baker | 83,026 | 112,042 | 177,874 | 202,328 | 222,784 | 245,992 | 234,237 | 255,448 | 298,831 | 377,337 | 422,231 | 402,433 | 433,875 |
| 3 Bay | 735,966 | 964,113 | 1,391,772 | 1,679,662 | 1,859,334 | 2,000,760 | 2,269,869 | 2,535,202 | 3,397,167 | 3,589,413 | 4,022,148 | 4,222,148 | 3,981,677 |
| 4 Bradford | 85,605 | 104,873 | 189,545 | 189,545 | 189,389 | 201,317 | 237,361 | 241,044 | 269,644 | 321,133 | 305,518 | 303,306 | 283,125 |
| 5 Brevard | 2,779,957 | 3,875,196 | 5,326,066 | 6,536,924 | 7,215,950 | 8,177,362 | 9,834,330 | 11,355,967 | 14,624,066 | 16,181,006 | 18,383,263 | 17,880,859 | 17,880,859 |
| 6 Broward | 7,219,156 | 9,856,386 | 14,370,834 | 18,386,544 | 19,416,298 | 22,766,345 | 26,513,300 | 31,126,254 | 35,737,963 | 39,943,121 | 44,078,082 | 49,336,037 | 49,336,037 |
| 7 Calhoun | 88,230 | 98,585 | 107,547 | 132,206 | 163,880 | 197,344 | 197,344 | 197,344 | 237,771 | 267,191 | 244,662 | 264,976 | 253,066 |
| 8 Citrus | 663,433 | 853,579 | 1,174,276 | 1,480,365 | 1,525,018 | 1,723,884 | 1,888,654 | 2,090,769 | 2,633,330 | 2,773,040 | 3,099,349 | 3,099,349 | 2,876,561 |
| 9 Clay | 552,051 | 703,449 | 947,878 | 1,084,724 | 1,248,233 | 1,371,816 | 1,664,564 | 1,767,914 | 2,062,839 | 2,220,947 | 2,482,359 | 2,482,359 | 2,485,913 |
| 10 Collier | 833,191 | 1,268,570 | 1,660,511 | 2,056,382 | 2,121,174 | 2,482,637 | 2,833,265 | 3,393,281 | 3,878,797 | 4,564,069 | 4,932,551 | 5,609,148 | 5,759,661 |
| 11 Columbia | 765,516 | 1,125,212 | 1,452,476 | 1,889,114 | 2,189,114 | 2,782,066 | 3,526,927 | 4,098,754 | 4,638,226 | 5,252,310 | 5,764,017 | 6,563,829 | 6,573,200 |
| 12 Miami-Dade | 225,907 | 299,878 | 374,477 | 451,913 | 459,868 | 622,156 | 692,303 | 754,900 | 842,349 | 854,714 | 965,844 | 893,884 | 893,884 |
| 13 Alameda | 5,950,260 | 8,769,434 | 13,176,073 | 17,325,935 | 18,512,256 | 21,623,555 | 25,324,415 | 29,180,784 | 33,961,812 | 36,671,558 | 40,371,227 | 45,860,153 | 46,037,445 |
| 14 Duval | 67,607 | 96,681 | 138,692 | 166,189 | 168,678 | 214,340 | 271,688 | 331,185 | 391,678 | 467,828 | 507,788 | 544,324 | 544,324 |
| 15 Escambia | 3,231,474 | 4,366,762 | 5,998,727 | 7,494,197 | 7,973,862 | 9,376,038 | 10,660,763 | 12,076,124 | 13,729,206 | 15,567,760 | 16,460,511 | 17,571,389 | 16,939,649 |
| 16 Flagler | 251,606 | 319,408 | 426,454 | 463,982 | 488,945 | 546,740 | 607,628 | 797,543 | 1,004,895 | 1,242,892 | 1,394,182 | 1,651,599 | 1,706,541 |
| 17 Franklin | 30,333 | 45,259 | 65,320 | 74,697 | 82,635 | 92,389 | 102,333 | 112,333 | 122,333 | 132,333 | 142,333 | 152,333 | 162,333 |
| 20 Gadsden | 58,546 | 83,359 | 101,156 | 124,349 | 142,349 | 184,349 | 232,349 | 280,349 | 328,349 | 376,349 | 424,349 | 472,349 | 520,349 |
| 21 Gilchrist | 79,331 | 107,196 | 139,336 | 164,755 | 184,349 | 232,349 | 280,349 | 328,349 | 376,349 | 424,349 | 472,349 | 520,349 | 568,349 |
| 22 Glades | 91,154 | 14,924 | 26,442 | 31,000 | 34,958 | 47,756 | 40,102 | 47,366 | 47,366 | 47,366 | 47,366 | 47,366 | 47,366 |
| 23 Gulf | 90,517 | 108,234 | 121,334 | 144,629 | 138,688 | 146,624 | 163,266 | 176,522 | 218,155 | 236,476 | 234,688 | 323,224 | 292,758 |
| 24 Hamilton | 37,114 | 46,193 | 55,909 | 62,794 | 61,463 | 69,197 | 80,261 | 91,969 | 68,459 | 84,381 | 91,969 | 92,732 | 71,442 |
| 25 Hardee | 110,892 | 161,793 | 257,459 | 290,457 | 233,751 | 243,038 | 289,394 | 267,161 | 307,402 | 343,987 | 395,975 | 415,352 | 391,054 |
| 26 Hendry | 100,878 | 146,344 | 201,738 | 257,912 | 265,175 | 313,171 | 367,073 | 376,980 | 387,738 | 476,302 | 494,532 | 579,659 | 540,061 |
| 27 Hernando | 531,603 | 673,396 | 966,957 | 1,142,994 | 1,194,982 | 1,357,534 | 1,513,073 | 1,733,010 | 1,937,206 | 2,173,336 | 2,398,402 | 2,768,102 | 2,946,873 |
| 28 Highlands | 368,383 | 475,355 | 612,811 | 717,311 | 725,586 | 713,200 | 821,164 | 849,256 | 935,810 | 1,093,405 | 1,199,016 | 1,261,676 | 1,149,946 |
| 29 Hillsborough | 6,129,065 | 7,766,340 | 10,384,330 | 12,647,526 | 13,314,874 | 15,190,627 | 17,978,984 | 20,331,933 | 23,246,562 | 26,546,222 | 28,831,156 | 32,958,301 | 32,418,967 |
| 30 Holmes | 89,884 | 107,192 | 168,056 | 198,126 | 203,065 | 236,903 | 241,760 | 254,834 | 290,892 | 327,590 | 364,008 | 381,800 | 349,063 |
| 31 Indian River | 345,522 | 533,284 | 769,577 | 1,046,731 | 1,342,838 | 1,578,816 | 1,771,528 | 1,991,514 | 2,244,108 | 2,444,108 | 2,732,731 | 2,666,752 | 2,666,752 |
| 32 Jackson | 262,524 | 353,206 | 490,896 | 530,223 | 556,091 | 574,338 | 625,487 | 598,433 | 649,763 | 800,555 | 829,747 | 945,203 | 891,347 |
| 33 Jefferson | 49,557 | 64,080 | 80,721 | 75,876 | 70,167 | 74,811 | 126,200 | 137,517 | 145,983 | 128,093 | 131,124 | 160,766 | 164,880 |
| 34 Lafayette | 38,596 | 43,269 | 41,739 | 81,739 | 82,873 | 87,617 | 110,631 | 106,301 | 95,286 | 119,112 | 113,084 | 130,070 | 115,998 |
| 35 Lake | 604,446 | 1,058,982 | 1,433,424 | 1,758,517 | 1,861,212 | 2,180,652 | 2,477,463 | 2,867,073 | 3,417,172 | 4,007,359 | 4,622,197 | 5,272,437 | 5,272,437 |
| 36 Lee | 1,714,637 | 2,316,253 | 3,148,164 | 3,847,387 | 4,206,608 | 4,832,175 | 5,608,606 | 6,495,119 | 7,152,369 | 8,198,927 | 9,146,195 | 10,431,088 | 10,304,363 |
| 37 Leon | 1,596,248 | 2,082,724 | 2,833,010 | 3,308,893 | 3,446,277 | 4,603,191 | 5,189,296 | 6,038,932 | 6,638,958 | 7,031,475 | 7,443,726 | 7,443,726 | 7,278,358 |
| 38 Levy | 107,512 | 156,830 | 225,953 | 297,431 | 292,026 | 347,216 | 374,852 | 433,651 | 433,651 | 433,651 | 433,651 | 488,831 | 480,518 |
| 39 Liberty | 39,964 | 60,244 | 81,951 | 88,679 | 88,679 | 100,387 | 100,387 | 101,911 | 126,971 | 126,971 | 144,263 | 133,180 | 123,465 |
| 40 Madison | 91,670 | 95,220 | 94,263 | 122,014 | 127,283 | 161,689 | 184,324 | 188,674 | 224,306 | 238,510 | 230,361 | 228,231 | 257,465 |
| 41 Manatee | 840,715 | 1,129,824 | 1,429,748 | 1,719,273 | 2,127,876 | 2,484,661 | 3,072,414 | 3,615,795 | 4,212,638 | 5,689,588 | 6,534,259 | 6,347,394 | 6,347,394 |
| 42 Marion | 909,632 | 1,285,061 | 1,796,317 | 2,119,382 | 2,330,298 | 2,681,114 | 2,956,814 | 3,226,600 | 4,403,262 | 4,403,262 | 4,828,883 | 5,640,259 | 5,696,812 |
| 43 Monroe | 666,967 | 786,018 | 1,076,199 | 1,304,855 | 1,472,391 | 1,704,099 | 1,995,036 | 2,395,168 | 2,841,926 | 3,330,900 | 3,722,781 | 4,311,000 | 4,288,365 |
| 44 Morne | 246,471 | 383,512 | 508,968 | 692,190 | 741,683 | 816,675 | 987,636 | 1,076,826 | 1,252,616 | 1,367,986 | 1,496,916 | 1,546,462 | 1,447,494 |
| 45 Nassau | 107,862 | 276,164 | 417,944 | 571,774 | 642,834 | 703,050 | 829,324 | 914,552 | 1,217,599 | 1,000,508 | 1,244,429 | 1,412,785 | 1,361,338 |
| 46 Okaloosa | 1,105,997 | 1,445,743 | 2,033,593 | 2,501,481 | 2,694,625 | 2,978,131 | 3,443,235 | 3,948,626 | 4,430,307 | 5,154,579 | 5,655,100 | 6,113,128 | 6,113,128 |
| 47 Okechobee | 136,986 | 183,466 | 258,909 | 302,180 | 302,772 | 310,012 | 316,314 | 330,864 | 346,879 | 388,561 | 445,567 | 478,531 | 443,576 |
| 48 Orange | 4,007,195 | 5,383,341 | 7,671,018 | 9,698,598 | 10,157,960 | 11,967,944 | 14,264,211 | 16,614,047 | 19,407,600 | 22,151,334 | 24,217,516 | 27,315,704 | 26,704,071 |
| 49 Osceola | 657,683 | 832,585 | 1,114,657 | 1,412,480 | 1,462,770 | 1,836,985 | 2,171,093 | 2,501,497 | 3,030,866 | 3,634,815 | 4,096,948 | 4,839,528 | 4,839,528 |
| 50 Palm Beach | 4,272,352 | 5,942,950 | 8,432,783 | 10,832,495 | 11,628,655 | 13,568,443 | 15,917,086 | 18,428,779 | 21,342,611 | 24,361,677 | 27,382,440 | 31,563,641 | 31,855,904 |
| 51 Pasco | 1,265,038 | 1,716,643 | 2,285,391 | 2,867,421 | 3,005,416 | 4,036,149 | 4,036,149 | 4,755,603 | 5,497,858 | 6,489,268 | 7,159,251 | 8,306,482 | 8,594,051 |
| 52 Pinellas | 4,503,949 | 6,053,019 | 8,246,436 | 9,978,537 | 10,620,574 | 12,309,780 | 14,583,215 | 16,429,637 | 18,118,367 | 19,886,303 | 21,081,696 | 23,667,207 | 23,250,941 |
| 53 Polk | 1,963,147 | 2,728,711 | 3,724,955 | 4,701,820 | 4,826,137 | 5,425,956 | 5,923,749 | 6,492,270 | 7,346,711 | 8,082,682 | 8,680,380 | 9,897,373 | 9,978,241 |
| 54 Putnam | 278,909 | 331,668 | 491,661 | 574,874 | 569,145 | 664,573 | 730,335 | 730,335 | 803,291 | 946,106 | 932,566 | 1,001,155 | 914,276 |
| 55 St. Johns | 618,642 | 865,904 | 1,318,295 | 1,738,017 | 1,899,477 | 2,224,859 | 2,768,827 | 3,372,281 | 3,983,655 | 4,746,714 | 5,453,814 | 6,349,118 | 6,457,571 |
| 56 St. Lucie | 617,020 | 782,926 | 1,183,834 | 1,473,388 | 1,565,980 | 2,107,149 | 2,388,632 | 2,685,804 | 3,075,923 | 3,404,633 | 3,894,011 | 4,036,550 | 4,036,550 |
| 57 Santa Rosa | 693,506 | 909,172 | 1,413,981 | 1,815,185 | 1,951,117 | 2,358,213 | 2,754,529 | 3,264,506 | 3,794,724 | 4,425,651 | 4,962,217 | 5,728,039 | 5,470,971 |
| 58 Sarasota | 1,363,195 | 1,807,373 | 2,543,901 | 3,176,906 | 3,508,841 | 4,168,601 | 4,978,546 | 5,564,609 | 6,479,534 | 7,378,805 | 8,068,083 | 9,200,282 | 8,646,374 |
| 59 Seminole | 2,904,358 | 3,961,846 | 5,562,608 | 6,727,620 | 7,156,169 | 8,224,737 | 9,327,748 | 10,416,046 | 11,657,694 | 13,128,071 | 14,539,445 | 16,217,948 | 15,969,334 |
| 60 Sumter | 102,817 | 145,828 | 210,155 | 220,236 | 213,928 | 248,661 | 245,740 | 260,723 | 369,982 | 444,677 | 539,394 | 655,243 | 690,927 |
| 61 Taylor | 172,182 | 241,211 | 297,189 | 362,197 | 348,628 | 408,716 | 418,545 | 448,313 | 504,494 | 501,897 | 525,874 | 625,361 | 510,033 |
| 62 Wayne | 90,660 | 131,272 | 180,792 | 209,597 | 214,609 | 276,269 | 270,763 | 280,286 | 345,714 | 348,475 | 338,586 | 292,250 | 292,250 |
| 63 Volusia | 5,070,170 | 6,813,510 | 9,681,813 | 12,549,510 | 10,974,114 | 11,414,413 | 13,431,813 | 15,468,613 | 17,917,175 | 19,872,422 | 21,903,422 | 21,903,422 | 18,967,867 |
| 64 Volusia | 2,009,117 | 2,743,510 | 3,862,943 | 4,719,168 | 4,934,758 | 5,749,921 | 6,302,781 | 7,189,009 | 8,034,102 | 8,968,011 | 9,672,391 | 10,893,043 | 10,043,941 |
| 65 Wakulla | 113,626 | 140,497 | 217,339 | 221,036 | 220,822 | 270,686 | 290,723 | 362,704 | 389,237 | 426,565 | 446,818 | 514,394 | 501,966 |
| 66 Walton | 85,951 | 113,992 | 176,348 | 236,987 | 230,508 | 290,039 | 277,163 | 313,222 | 413,294 | 555,211 | 603,452 | 693,844 | 718,370 |
| 67 Washington | 106,864 | 123,626 | 197,289 | 223,626 | 243,265 | 262,035 | 229,760 | 233,862 | 272,777 | 341,696 | 349,254 | 393,392 | 368,419 |
| 68 Florida School for Deaf & Blind | 11,484 | 31,044 | 41,466 | 55,455 | 48,818 | 54,736 | 40,922 | 32,912 | 35,642 | 28,606 | 29,997 | 22,047 | 13,605 |

K-12 Public School Capital Outlay Construction Bonds

| | 2003-04 | | 2003-04 | | 2006-07 | | 2007-08 | | Total |
|-----------------------|------------------------|-----------------------------|---------------------------------|---------------------------------|---------------------------------|---------------------------------|---------------------------------|--|-------|
| | Classrooms First* | District Effort Recognition | Classrooms for Kids Allocations | Classrooms for Kids Allocations | Classrooms for Kids Allocations | Classrooms for Kids Allocations | Classrooms for Kids Allocations | | |
| | -1- | -2- | -3- | -4- | -5- | -6- | | | |
| 1 Alachua | \$19,216,634 | \$419,099 | \$3,296,557 | \$5,259,403 | \$5,727,637 | \$33,919,330 | | | |
| 2 Baker | 2,681,131 | 0 | 644,730 | 1,865,015 | 1,105,938 | 6,296,814 | | | |
| 3 Bay | 15,624,882 | 312,908 | 4,107,770 | 6,020,288 | 3,380,434 | 29,446,282 | | | |
| 4 Bradford | 2,404,496 | 0 | 1,096,794 | 436,537 | 524,422 | 4,462,249 | | | |
| 5 Brevard | 43,146,937 | 0 | 12,813,233 | 6,734,089 | 7,059,949 | 69,754,208 | | | |
| 6 Broward | 281,536,984 | 791,603 | 43,226,914 | 24,075,788 | 22,505,759 | 372,137,048 | | | |
| 7 Calhoun | 1,429,060 | 0 | 354,532 | 251,874 | 245,901 | 2,281,367 | | | |
| 8 Charlotte | 15,442,537 | 85,810 | 3,948,972 | 1,527,843 | 2,910,824 | 23,915,986 | | | |
| 9 Citrus | 9,195,958 | 0 | 2,447,354 | 4,317,471 | 7,455,967 | 23,416,750 | | | |
| 10 Clay | 29,913,944 | 111,601 | 8,275,859 | 22,804,678 | 31,556,356 | 92,662,438 | | | |
| 11 Collier | 14,059,265 | 0 | 17,156,690 | 23,239,385 | 7,854,863 | 62,310,203 | | | |
| 12 Columbia | 5,863,848 | 0 | 1,616,162 | 3,033,362 | 1,158,000 | 11,671,372 | | | |
| 13 Miami-Dade | 249,217,537 | 4,767,022 | 45,557,948 | 31,841,630 | 30,616,996 | 362,001,133 | | | |
| 14 De Soto | 2,502,469 | 0 | 600,718 | 496,139 | 858,431 | 4,457,757 | | | |
| 15 Dixie | 1,452,772 | 0 | 215,221 | 364,794 | 488,345 | 2,521,132 | | | |
| 16 Duval | 84,717,252 | 543,468 | 17,752,872 | 13,700,263 | 12,265,719 | 128,979,574 | | | |
| 17 Escambia | 26,393,641 | 418,940 | 3,966,914 | 4,163,338 | 4,061,135 | 39,003,968 | | | |
| 18 Flagler | 9,864,160 | 52,088 | 5,138,061 | 16,040,488 | 23,858,139 | 54,952,936 | | | |
| 19 Franklin | 1,450,780 | 0 | 160,380 | 162,000 | 146,700 | 1,919,860 | | | |
| 20 Gadsden | 4,837,724 | 0 | 670,697 | 696,057 | 2,694,027 | 8,898,505 | | | |
| 21 Gilchrist | 2,457,269 | 0 | 540,214 | 630,896 | 434,718 | 4,063,097 | | | |
| 22 Glades | 2,491,160 | 0 | 114,343 | 468,644 | 121,011 | 3,195,158 | | | |
| 23 Gulf | 1,760,593 | 30,089 | 415,469 | 266,447 | 1,170,198 | 3,642,796 | | | |
| 24 Hamilton | 1,029,834 | 0 | 207,274 | 232,033 | 576,688 | 2,045,829 | | | |
| 25 Hardee | 3,379,131 | 0 | 1,567,550 | 896,493 | 1,884,896 | 7,728,070 | | | |
| 26 Hendry | 6,512,952 | 0 | 1,620,360 | 728,423 | 742,656 | 9,604,391 | | | |
| 27 Hernando | 12,679,144 | 239,247 | 6,152,470 | 13,824,636 | 16,756,747 | 49,652,244 | | | |
| 28 Highlands | 8,234,358 | 0 | 2,027,286 | 2,290,249 | 5,674,283 | 18,226,176 | | | |
| 29 Hillsborough | 138,946,878 | 2,699,045 | 70,999,118 | 83,136,437 | 32,337,930 | 328,119,408 | | | |
| 30 Holmes | 2,867,462 | 0 | 309,574 | 693,721 | 321,091 | 4,191,848 | | | |
| 31 Indian River | 4,485,195 | 277,685 | 4,198,399 | 4,870,372 | 5,174,852 | 19,006,503 | | | |
| 32 Jackson | 4,651,903 | 27,761 | 1,224,653 | 1,801,279 | 2,404,806 | 10,110,402 | | | |
| 33 Jefferson | 1,414,820 | 0 | 253,792 | 192,046 | 180,564 | 2,041,222 | | | |
| 34 Lafayette | 466,979 | 0 | 125,217 | 279,936 | 617,911 | 1,490,043 | | | |
| 35 Lake | 34,625,585 | 676,014 | 15,838,151 | 15,876,781 | 31,512,781 | 98,529,312 | | | |
| 36 Lee | 40,210,895 | 0 | 20,557,312 | 43,853,559 | 37,272,835 | 141,894,601 | | | |
| 37 Leon | 15,434,055 | 1,165,027 | 4,271,562 | 7,659,840 | 7,885,038 | 36,415,522 | | | |
| 38 Levy | 4,696,731 | 0 | 758,001 | 616,778 | 2,009,988 | 8,081,498 | | | |
| 39 Liberty | 997,779 | 0 | 244,519 | 914,278 | 550,114 | 2,706,690 | | | |
| 40 Madison | 1,596,483 | 0 | 262,775 | 275,465 | 253,926 | 2,388,649 | | | |
| 41 Manatee | 26,398,468 | 1,399,092 | 10,035,150 | 19,752,915 | 3,886,852 | 61,472,477 | | | |
| 42 Marion | 32,203,144 | 50,156 | 9,196,293 | 14,133,028 | 15,850,264 | 71,432,885 | | | |
| 43 Martin | 15,970,399 | 0 | 7,314,379 | 4,170,429 | 5,956,614 | 33,411,821 | | | |
| 44 Monroe | 5,338,193 | 141,170 | 978,346 | 1,005,106 | 890,164 | 8,352,979 | | | |
| 45 Nassau | 14,754,331 | 0 | 1,840,495 | 3,850,626 | 5,225,718 | 25,671,170 | | | |
| 46 Okaloosa | 16,652,703 | 0 | 2,762,334 | 3,827,966 | 2,769,177 | 26,012,180 | | | |
| 47 Okeechobee | 4,107,241 | 0 | 916,731 | 1,326,935 | 2,019,818 | 8,370,725 | | | |
| 48 Orange | 153,184,961 | 7,736,243 | 35,111,140 | 39,353,395 | 15,834,213 | 251,219,952 | | | |
| 49 Osceola | 79,367,481 | 2,177,514 | 22,596,087 | 22,099,441 | 35,256,838 | 161,497,361 | | | |
| 50 Palm Beach | 137,031,375 | 1,076,752 | 42,596,719 | 17,957,905 | 13,599,649 | 212,262,400 | | | |
| 51 Pasco | 42,560,357 | 149,579 | 20,100,560 | 29,769,917 | 37,066,223 | 129,646,636 | | | |
| 52 Pinellas | 83,646,728 | 1,817 | 17,895,617 | 15,045,087 | 10,615,544 | 127,204,793 | | | |
| 53 Polk | 58,495,708 | 0 | 24,469,514 | 48,615,388 | 62,051,089 | 193,631,699 | | | |
| 54 Putnam | 10,045,986 | 52,211 | 1,418,203 | 1,318,299 | 1,276,612 | 14,111,311 | | | |
| 55 St. Johns | 26,134,482 | 162,064 | 12,550,747 | 18,997,065 | 26,594,997 | 84,439,355 | | | |
| 56 St. Lucie | 23,378,992 | 325,171 | 10,212,030 | 20,471,516 | 54,352,358 | 108,740,067 | | | |
| 57 Santa Rosa | 24,848,427 | 121,383 | 5,619,846 | 4,201,038 | 7,387,260 | 42,177,954 | | | |
| 58 Sarasota | 32,097,640 | 430,238 | 9,258,101 | 9,527,510 | 9,754,856 | 61,068,345 | | | |
| 59 Seminole | 43,405,640 | 1,221,849 | 12,900,922 | 12,544,043 | 5,409,345 | 75,481,799 | | | |
| 60 Sumter | 5,567,448 | 0 | 878,121 | 682,918 | 537,893 | 7,666,380 | | | |
| 61 Suwannee | 4,447,393 | 0 | 610,400 | 1,618,844 | 2,076,238 | 8,752,875 | | | |
| 62 Taylor | 2,614,860 | 0 | 385,052 | 349,706 | 322,980 | 3,672,598 | | | |
| 63 Union | 2,137,517 | 0 | 215,498 | 898,035 | 647,206 | 3,898,256 | | | |
| 64 Volusia | 41,853,226 | 2,280,318 | 11,390,642 | 10,409,030 | 10,079,213 | 76,012,429 | | | |
| 65 Wakulla | 4,206,055 | 57,036 | 554,566 | 1,490,289 | 3,583,126 | 9,891,072 | | | |
| 66 Walton | 5,554,869 | 0 | 2,216,111 | 2,960,743 | 954,324 | 11,686,047 | | | |
| 67 Washington | 2,855,876 | 0 | 859,402 | 1,213,392 | 1,422,802 | 6,351,472 | | | |
| 68 Washington Special | 0 | 0 | 0 | 0 | 0 | 0 | | | |
| 69 FAMU Lab School | 533,474 | 0 | 62,208 | 88,322 | 61,059 | 745,063 | | | |
| 70 FAU Lab School | 707,324 | 0 | 197,152 | 367,113 | 49,938 | 1,321,527 | | | |
| 71 FSU Broward | 0 | 0 | 0 | 0 | 0 | 0 | | | |
| 72 FSU Leon | 931,338 | 0 | 0 | 0 | 0 | 931,338 | | | |
| 73 UF Lab School | 928,221 | 0 | 121,217 | 113,235 | 109,055 | 1,271,728 | | | |
| 74 Fla Virtual School | 0 | 0 | 0 | 0 | 0 | 0 | | | |
| Total | \$2,011,851,074 | \$30,000,000 | \$570,000,000 | \$654,697,990 | \$650,000,000 | \$3,916,549,064 | | | |

*A total of \$963,242 is disbursed in cash payments annually to selected districts that elected not to participate in the bond sales.

All programs in columns 1 through 5 above are funded through the issuance of bonds. The debt service obligation on these bonds is payable through lottery funds

For fiscal years 2004-05 and 2005-06, class size reduction appropriations were granted from other revenue sources and are not included herein.

**Historical Analysis of the General Revenue Fund
Total Appropriations and Education Appropriations***
(millions)

| | Total Appropriations | | Non Recurring | | Recurring | | Total Education Appropriations | | Non Recurring | | Recurring | | Recurring Education Appropriations as a Percentage of Total Appropriations | | Education Appropriations as a Percentage of Total Appropriations | |
|---------|----------------------|---------|---------------|----------|-----------|----------|--------------------------------|--------|---------------|--|-----------|--|--|--|--|--|
| | | | | | | | | | | | | | | | | |
| 1986-87 | 7,788.5 | 291.2 | 7,497.3 | 4,651.7 | 64.2 | 4,587.5 | 61.19% | 59.23% | | | | | | | | |
| 1987-88 | 8,629.9 | 83.1 | 8,546.8 | 5,111.4 | 2.3 | 5,109.1 | 59.78% | 58.36% | | | | | | | | |
| 1988-89 | 9,513.0 | 109.3 | 9,403.7 | 5,552.0 | 36.1 | 5,515.9 | 58.66% | 57.38% | | | | | | | | |
| 1989-90 | 9,976.4 | 67.5 | 9,908.9 | 5,724.5 | 3.1 | 5,721.4 | 57.74% | 55.45% | | | | | | | | |
| 1990-91 | 10,473.2 | 58.4 | 10,414.8 | 5,807.5 | 14.4 | 5,793.1 | 55.62% | 52.48% | | | | | | | | |
| 1991-92 | 11,061.2 | 22.2 | 11,039.0 | 5,804.7 | 1.9 | 5,802.8 | 52.57% | 50.78% | | | | | | | | |
| 1992-93 | 11,837.1 | 28.7 | 11,808.4 | 6,010.5 | 0.3 | 6,010.2 | 50.90% | 50.23% | | | | | | | | |
| 1993-94 | 13,039.5 | 150.1 | 12,889.4 | 6,550.0 | 57.6 | 6,492.4 | 50.37% | 50.42% | | | | | | | | |
| 1994-95 | 13,875.1 | 61.2 | 13,813.9 | 6,995.6 | 15.4 | 6,980.2 | 50.53% | 50.71% | | | | | | | | |
| 1995-96 | 14,797.4 | 401.4 | 14,396.0 | 7,503.8 | 122.9 | 7,380.9 | 51.27% | 52.23% | | | | | | | | |
| 1996-97 | 15,563.8 | 400.3 | 15,163.5 | 8,128.9 | 84.1 | 8,044.8 | 53.05% | 53.88% | | | | | | | | |
| 1997-98 | 17,098.1 | 696.8 | 16,401.3 | 9,212.4 | 395.4 | 8,817.0 | 53.76% | 53.58% | | | | | | | | |
| 1998-99 | 18,009.8 | 599.6 | 17,410.2 | 9,649.0 | 138.3 | 9,510.7 | 54.63% | 55.49% | | | | | | | | |
| 1999-00 | 18,447.1 | 709.7 | 17,737.4 | 10,236.3 | 368.1 | 9,868.2 | 55.63% | 54.35% | | | | | | | | |
| 2000-01 | 19,607.4 | 517.3 | 19,090.1 | 10,655.8 | 142.9 | 10,512.9 | 55.07% | 52.66% | | | | | | | | |
| 2001-02 | 19,077.3 | 554.7 | 18,522.6 | 10,046.8 | 215.9 | 9,830.9 | 53.08% | 52.77% | | | | | | | | |
| 2002-03 | 20,494.1 | 464.8 | 20,029.3 | 10,814.1 | 63.2 | 10,750.9 | 53.68% | 52.99% | | | | | | | | |
| 2003-04 | 21,179.7 | 70.5 | 21,109.2 | 11,223.5 | 1.2 | 11,222.3 | 53.16% | 51.31% | | | | | | | | |
| 2004-05 | 23,670.2 | 1,111.9 | 22,558.4 | 12,144.0 | 184.5 | 11,959.5 | 53.02% | 50.54% | | | | | | | | |
| 2005-06 | 26,472.6 | 1,654.1 | 24,818.5 | 13,379.8 | 324.8 | 13,055.0 | 52.60% | 48.85% | | | | | | | | |
| 2006-07 | 29,135.2 | 2,488.4 | 26,646.8 | 14,233.0 | 259.6 | 13,973.4 | 52.44% | 50.93% | | | | | | | | |
| 2007-08 | 28,475.4 | 1,900.5 | 26,574.9 | 14,503.3 | 552.2 | 13,951.1 | 52.50% | 49.71% | | | | | | | | |
| 2008-09 | 24,802.8 | 678.5 | 24,124.3 | 12,329.0 | 37.3 | 12,291.7 | 50.95% | 53.84% | | | | | | | | |
| 2009-10 | 21,126.2 | 509.1 | 20,617.1 | 11,375.2 | 48.2 | 11,327.0 | 54.94% | 52.59% | | | | | | | | |
| 2010-11 | 23,877.6 | 1,343.4 | 22,534.2 | 12,557.7 | 359.3 | 12,198.4 | 54.13% | | | | | | | | | |

The purpose of this table is to demonstrate the continuity of General Revenue appropriations for education since the inception of the Florida Lottery. The Educational Enhancement Trust Fund supplements, but does not supplant, state funding of education through the General Revenue Fund and other revenue sources. Excludes fixed capital outlay appropriations.

* Data for this chart are available from OPB/Governors office or Legislative staff. FDOE does not have access to LAS/PBS data other than Education

**EDUCATIONAL ENHANCEMENT TRUST FUND
FINANCIAL OUTLOOK STATEMENT**

including the results of the November, 2010 Revenue Estimating Conferences
FY 2010-11 through FY 2013-14
(\$ MILLIONS)

DATE: 30-Nov-2010
TIME: 1:30 PM

| | <u>RECURRING</u> | <u>NON-RECURRING</u> | <u>TOTAL</u> |
|-------------------------------------|------------------|----------------------|----------------|
| FUNDS AVAILABLE 2010-11 | | | |
| Balance forward from 2009-10 | 0.0 | 80.6 | 80.6 |
| Revenues from Lottery ticket sales | 1,180.8 | 0.0 | 1,180.8 |
| Revenues from slot machine activity | 162.0 | (36.5) | 125.5 |
| Transfer from DOL Administrative TF | 9.8 | 0.0 | 9.8 |
| Interest earnings | 3.0 | 0.0 | 3.0 |
| Total 2010-11 funds available | <u>1,355.6</u> | <u>44.1</u> | <u>1,399.7</u> |
| APPROPRIATIONS 2010-11 | | | |
| Public Schools | 242.7 | 0.0 | 242.7 |
| Workforce Education | 7.3 | 0.0 | 7.3 |
| State University System | 230.7 | 0.0 | 230.7 |
| Community Colleges | 127.0 | 0.0 | 127.0 |
| Bright Futures | 338.4 | 0.0 | 338.4 |
| Student Financial Assistance | 35.1 | 0.0 | 35.1 |
| SMART Schools/Classrooms First | 164.8 | 0.0 | 164.8 |
| Class Size Reduction/Debt Service | 154.7 | 0.0 | 154.7 |
| Total 2010-11 appropriations | <u>1300.6</u> | <u>0.0</u> | <u>1300.6</u> |
| AVAILABLE RESERVES | 55.0 | 44.1 | 99.1 |
| FUNDS AVAILABLE 2011-12 | | | |
| Balance forward from 2010-11 | 0.0 | 99.1 | 99.1 |
| Revenues from Lottery ticket sales | 1,186.0 | 0.0 | 1,186.0 |
| Revenues from slot machine activity | 162.0 | (21.2) | 140.8 |
| Interest earnings | 3.0 | 0.0 | 3.0 |
| Total 2011-12 funds available | <u>1,351.0</u> | <u>77.9</u> | <u>1,428.9</u> |
| FUNDS AVAILABLE 2012-13 | | | |
| Revenues from Lottery ticket sales | 1,200.6 | 0.0 | 1,200.6 |
| Revenues from slot machine activity | 162.0 | (16.5) | 145.5 |
| Interest earnings | 3.0 | 0.0 | 3.0 |
| Total 2012-13 funds available | <u>1,365.6</u> | <u>(16.5)</u> | <u>1,349.1</u> |
| FUNDS AVAILABLE 2013-14 | | | |
| Revenues from Lottery ticket sales | 1,219.3 | 0.0 | 1,219.3 |
| Revenues from slot machine activity | 162.0 | 0.0 | 162.0 |
| Interest earnings | 3.0 | 0.0 | 3.0 |
| Total 2013-14 funds available | <u>1,384.3</u> | <u>0.0</u> | <u>1,384.3</u> |